


UPSHUR COUNTY, TEXAS  
AUDITOR'S REPORT  
MONTHLY UNAUDITED FINANCIAL REPORT  
FY 2022



*For the Month Ended*

*February 28, 2022*

**UPSHUR COUNTY, TEXAS  
AUDITOR'S REPORT  
MONTHLY UNAUDITED FINANCIAL REPORT  
FY 2022**


**TABLE OF CONTENTS**

<u>Description</u>	<u>Dept. /Fund</u>	<u>Page</u>
Cover Letter		x
FY 22 Monthly Financial Highlights		xx
Table of Contents		xxx
 General Fund Revenues	 .....	 1
 <b>General Fund Expenditures- Departments</b>		
Commissioner Court	401	3
County Clerk	403	3
Emergency Management	406	3
Non-Departmental	409	3
Tele Communications	410	4
Computer	411	4
County Court	426	4
115 <sup>th</sup> District Court	435	5
District Clerk	450	5
Justice of the Peace # 1	451	5
Justice of the Peace # 2	452	6
Justice of the Peace # 3	453	6
Justice of the Peace # 4	454	6
District Attorney	476	6
Elections	490	7
County Auditor	495	7
County Treasurer	497	7
Tax Assessor	499	8
Appraisal District	505	8
County Buildings	510	8
Constable 1	551	8
Constable 2	552	9
Constable 3	553	9
Constable 4	554	9
County Sheriff	560	10

County Jail	565	10
Adult Probation	570	10
Juvenile Probation Board	574	11
Juvenile Probation	575	11
DPS	580	11
Road and Bridge	611	11
Right of Way	625	12
Allocations to Organizations	633	12
Indigent Health	642	12
County Library	650	12
Historical Commission	655	12
Extension Service	665	12
Waste Disposal	665	13
<b>Insurance Fund</b>	<b>101</b>	<b>14</b>
<b>Pooled Cash Report</b>		<b>18</b>

## Upshur County Auditor

P.O. Box 730  
Gilmer, TX 75644  
(903) 843-4001  
(903) 843-4818 fax



Connie Williams  
County Auditor  
Linda Sikes  
Assistant Auditor  
Greg Dodson  
Assistant Auditor

March 7, 2022

County Judge Todd Tefteller  
Commissioner Pct. 1 Gene Dolle  
Commissioner Pct. 2 Dustin Nicholson  
Commissioner Pct. 3 Michael Ashley  
Commissioner Pct. 4 Jay Miller

Honorable Judge and Commissioners;

The unaudited Monthly Financial Report of Upshur County, Texas is attached for the period from February 1, 2022 through February 28, 2022. This report was prepared by the County Auditor in compliance with Chapter 114 of the Local Government Code.

The Monthly Financial Report is presented in five sections: Financial Highlights, Budget Report General Fund, Budget Report Insurance Fund, Budget report Special Revenue Funds and the Pooled Cash Report.

This report provides a general overview of Upshur County finances at a specific point in the fiscal year. Questions concerning any of the information provided in this report or requests for additional information should be addressed to the County Auditor at the above listed address or via e-mail at [connie.williams@countyofupshur.com](mailto:connie.williams@countyofupshur.com).

Sincerely,

A handwritten signature in black ink that reads "Connie Williams". The signature is fluid and cursive.

Connie Williams, Upshur County Auditor

**UPSHUR COUNTY, TEXAS  
AUDITOR'S REPORT  
MONTHLY UNAUDITED FINANCIAL REPORT**

***FINANCIAL HIGHLIGHTS***

As of February 28, 2022 we have 7 months or 58 % of the year remaining.

**General Fund Revenue:**

Eighty-five percent (85%) of the total general fund budgeted revenue comes from three categories, so it is critical that we stay on target in the following categories;

- Current Taxes- FY 22 Budget \$ 10,118,800 which is 71% of total budget

Through 02/28/2022 we have collected \$ 9.3 million or 92% of budget. At the same point last year we had collected 90% so we are slightly ahead of last year.

- County Sales Tax- FY 22 Budget \$ 1,400,000 which is 10% of total budget

Through 02/28/2022 we have collected \$ 702K or 50% of budget. At the same point last year we had collected 54% so we are below last year.

- DMV Fees- FY 22 Budget \$ 830,000 which is 6% of total budget

The Texas Comptroller remits a portion of the vehicle registration fee and the optional \$ 10 road and bridge fee to the County. Through 02/28/2022 we have collected \$ 206K or 58% of the total budget.

***General Fund Expense:***

- With the following exceptions, all departments are at or above 58% of their budget remaining:
  - Computer- Most of the annual maintenance contracts, Incode, NetData and Tritech Software are due in October and have been paid.
  - Elections- The lease payment for the new elections equipment was paid in January.

- Constables 1, 2, 3 and 4- funds for the purchase of the four (4) vehicles have been encumbered and purchase orders issued.
- Library- total budget for Library materials is \$ 40,000. Through February 28, the library has expended 28K or 70% of total budget.
- Extension Services-Expenditures for two conferences were incurred in October and November.

### ***Insurance Fund***

Insurance Claims and Prescriptions are slightly below expected levels through February. Claims in December and January were below average of \$ 38 K per week and if claims remain at this level through the remainder of the year we should end the year slightly under budget.

### ***Pooled Cash Report***

Total Cash Balance in all accounts combined is \$ 20,790,701.83, of this amount \$ 4,253,326.05 belongs to our Dedicated Funds (Grants, CSCD, Juvenile Probation, and legally dedicated funds.)



Upshur County

# Auditor's Budget Report

## Account Summary

For Fiscal: 2021-2022 Period Ending: 02/28/2022

	Current Total Budget	Period Activity	Fiscal Activity	Encumbrances	Variance Favorable (Unfavorable)	Percent Remaining
<b>Fund: 100 - GENERAL FUND</b>						
<b>Revenue</b>						
<b>RevCategory: 30 - Property Taxes</b>						
<u>100-300-3000</u> Current Taxes	10,118,800.00	1,298,885.37	9,276,890.66	0.00	-841,909.34	8.32 %
<u>100-300-3010</u> Penalties & Interest	200,000.00	24,426.76	86,314.57	0.00	-113,685.43	56.84 %
<b>RevCategory: 30 - Property Taxes Total:</b>	<b>10,318,800.00</b>	<b>1,323,312.13</b>	<b>9,363,205.23</b>	<b>0.00</b>	<b>-955,594.77</b>	<b>9.26 %</b>
<b>RevCategory: 31 - DMV Fees</b>						
<u>100-310-3100</u> Motor Vehicle Registration	360,000.00	131,259.59	205,554.10	0.00	-154,445.90	42.90 %
<u>100-310-3110</u> Auto R&B \$10 Fee	320,000.00	23,340.00	138,640.00	0.00	-181,360.00	56.68 %
<u>100-310-3120</u> Tax Assessor's Portion	150,000.00	10,248.90	57,342.00	0.00	-92,658.00	61.77 %
<b>RevCategory: 31 - DMV Fees Total:</b>	<b>830,000.00</b>	<b>164,848.49</b>	<b>401,536.10</b>	<b>0.00</b>	<b>-428,463.90</b>	<b>51.62 %</b>
<b>RevCategory: 32 - Other Taxes, Licenses &amp; Permits</b>						
<u>100-320-3200</u> County Sales Tax	1,400,000.00	172,250.34	701,552.09	0.00	-698,447.91	49.89 %
<u>100-320-3210</u> Mixed Drink Tax	15,000.00	1,729.05	7,505.73	0.00	-7,494.27	49.96 %
<u>100-320-3220</u> Bingo	0.00	0.00	0.00	0.00	0.00	0.00 %
<u>100-320-3230</u> Boat Licenses	3,500.00	237.83	1,391.13	0.00	-2,108.87	60.25 %
<u>100-320-3231</u> Hunting & Fishing Licenses	0.00	0.00	0.00	0.00	0.00	0.00 %
<u>100-320-3240</u> Marriage Licenses	5,000.00	342.50	2,420.00	0.00	-2,580.00	51.60 %
<u>100-320-3250</u> Waste Disposal Fees	5,000.00	62.00	1,795.50	0.00	-3,204.50	64.09 %
<u>100-320-3260</u> Game Room Permit Fees	0.00	0.00	2,000.00	0.00	2,000.00	0.00 %
<b>RevCategory: 32 - Other Taxes, Licenses &amp; Permit</b>	<b>1,428,500.00</b>	<b>174,621.72</b>	<b>716,664.45</b>	<b>0.00</b>	<b>-711,835.55</b>	<b>49.83 %</b>
<b>RevCategory: 33 - State &amp; Federal Funding</b>						
<u>100-330-3300</u> Indigent Defense Grant	30,000.00	0.00	8,658.35	0.00	-21,341.65	71.14 %
<u>100-330-3301</u> SCAAP Grant	5,000.00	0.00	0.00	0.00	-5,000.00	100.00 %
<u>100-330-3304</u> TXDOT Grant	0.00	0.00	0.00	0.00	0.00	0.00 %
<u>100-330-3305</u> Capital Murder Trial Grant	0.00	0.00	0.00	0.00	0.00	0.00 %
<u>100-330-3306</u> Texas Historical Commission Grant	0.00	0.00	0.00	0.00	0.00	0.00 %
<u>100-330-3308</u> Homeland Security Grants	0.00	0.00	0.00	0.00	0.00	0.00 %
<u>100-330-3309</u> Disaster Grant Revenue	0.00	0.00	0.00	0.00	0.00	0.00 %
<u>100-330-3312</u> Gross Weight & Axle Fees	55,000.00	0.00	26,341.90	0.00	-28,658.10	52.11 %
<u>100-330-3313</u> Lateral Road	40,000.00	0.00	39,923.28	0.00	-76.72	0.19 %
<u>100-330-3314</u> Juror Reimb from State	4,000.00	2,040.00	4,420.00	0.00	420.00	110.50 %
<u>100-330-3315</u> Tobacco Settlement Funds	6,000.00	0.00	0.00	0.00	-6,000.00	100.00 %
<u>100-330-3316</u> Salary Supplement County Judge	25,200.00	5,050.00	16,898.55	0.00	-8,301.45	32.94 %
<u>100-330-3317</u> ETCOG Grant	0.00	0.00	0.00	0.00	0.00	0.00 %
<u>100-330-3318</u> FEMA Reimbursement	0.00	0.00	0.00	0.00	0.00	0.00 %
<u>100-330-3319</u> Unclaimed Capital Credits	0.00	0.00	0.00	0.00	0.00	0.00 %
<u>100-330-3320</u> DA State Appropriation	27,500.00	0.00	18,333.33	0.00	-9,166.67	33.33 %
<u>100-330-3321</u> Other State Grant Revenue	0.00	0.00	0.00	0.00	0.00	0.00 %
<u>100-330-3324</u> Veterans' Transportation Grant	0.00	0.00	0.00	0.00	0.00	0.00 %
<u>100-330-3325</u> Chapter 19 Voter Registration Funding	0.00	0.00	0.00	0.00	0.00	0.00 %
<u>100-330-3326</u> DA State Supplement	0.00	0.00	0.00	0.00	0.00	0.00 %
<u>100-330-3327</u> Texas State Library Grant	0.00	0.00	0.00	0.00	0.00	0.00 %
<u>100-330-3328</u> SANE OAG State Funding	600.00	0.00	0.00	0.00	-600.00	100.00 %
<u>100-330-3329</u> Asst DA Longevity	6,000.00	360.00	660.00	0.00	-5,340.00	89.00 %
<u>100-330-3331</u> TX Historical Commission Master Plan Gra	0.00	0.00	0.00	0.00	0.00	0.00 %
<b>RevCategory: 33 - State &amp; Federal Funding Total:</b>	<b>199,300.00</b>	<b>7,450.00</b>	<b>115,235.41</b>	<b>0.00</b>	<b>-84,064.59</b>	<b>42.18 %</b>
<b>RevCategory: 34 - Reimbursements</b>						
<u>100-340-3400</u> Out of County Prisoners	180,000.00	22,041.23	138,750.09	0.00	-41,249.91	22.92 %
<u>100-340-3410</u> Prisoner Medical	12,000.00	1,145.23	8,510.04	0.00	-3,489.96	29.08 %
<u>100-340-3420</u> Prisoner Phone	73,000.00	7,531.12	80,531.12	0.00	7,531.12	110.32 %

Auditor's Budget Report

For Fiscal: 2021-2022 Period Ending: 02/28/2022

	Current Total Budget	Period Activity	Fiscal Activity	Encumbrances	Variance Favorable (Unfavorable)	Percent Remaining
<u>100-340-3430</u> Resource Officers	355,303.76	4,229.81	84,596.20	0.00	-270,707.56	76.19 %
<u>100-340-3440</u> Marion County ProRata	14,145.00	1,457.25	7,117.98	0.00	-7,027.02	49.68 %
<u>100-340-3450</u> Attorney Fees	27,000.00	2,711.23	10,856.13	0.00	-16,143.87	59.79 %
<u>100-340-3460</u> Interpreter Fees Reimbursement	0.00	0.00	0.00	0.00	0.00	0.00 %
<u>100-340-3470</u> Insurance Recovery from Loss	50,000.00	0.00	17,430.01	0.00	-32,569.99	65.14 %
<u>100-340-3480</u> Restitution	0.00	0.00	0.00	0.00	0.00	0.00 %
<u>100-340-3490</u> Certified Mail Reimbursement	0.00	0.00	0.00	0.00	0.00	0.00 %
<b>RevCategory: 34 - Reimbursements Total:</b>	<b>711,448.76</b>	<b>39,115.87</b>	<b>347,791.57</b>	<b>0.00</b>	<b>-363,657.19</b>	<b>51.12 %</b>
<b>RevCategory: 35 - Fees &amp; Fines</b>						
<u>100-350-3500</u> County Judge Fee	600.00	74.00	434.00	0.00	-166.00	27.67 %
<u>100-350-3501</u> Sheriff Fee	58,000.00	4,347.06	21,858.19	0.00	-36,141.81	62.31 %
<u>100-350-3502</u> County Clerk Fee	245,000.00	25,542.08	125,145.39	0.00	-119,854.61	48.92 %
<u>100-350-3503</u> Vital Statistics Fee	2,000.00	224.00	1,069.00	0.00	-931.00	46.55 %
<u>100-350-3504</u> Tax Assessor Collector Fee	62,000.00	3,708.09	28,738.28	0.00	-33,261.72	53.65 %
<u>100-350-3505</u> District Attorney Fee	800.00	208.42	760.68	0.00	-39.32	4.92 %
<u>100-350-3506</u> District Clerk Fee	68,400.00	6,503.98	20,171.72	0.00	-48,228.28	70.51 %
<u>100-350-3507</u> Jury Fees Fee	2,000.00	210.21	1,161.64	0.00	-838.36	41.92 %
<u>100-350-3508</u> Court Reporter Fees	10,000.00	1,567.80	4,760.36	0.00	-5,239.64	52.40 %
<u>100-350-3509</u> Addl Court Cost T.C. 542.403	3,000.00	117.88	696.61	0.00	-2,303.39	76.78 %
<u>100-350-3510</u> JP Miscellaneous Fees	20,000.00	248.91	5,730.30	0.00	-14,269.70	71.35 %
<u>100-350-3515</u> Constable #1 Service Fees	5,000.00	300.00	2,869.60	0.00	-2,130.40	42.61 %
<u>100-350-3516</u> Constable #2 Service Fees	3,200.00	550.00	2,350.00	0.00	-850.00	26.56 %
<u>100-350-3517</u> Constable #3 Service Fees	5,000.00	400.00	2,296.00	0.00	-2,704.00	54.08 %
<u>100-350-3518</u> Constable #4 Service Fees	4,000.00	200.00	2,350.00	0.00	-1,650.00	41.25 %
<u>100-350-3519</u> Juvenile Probation Attorney Fees	500.00	0.00	225.00	0.00	-275.00	55.00 %
<u>100-350-3520</u> State Fee 10% Fee	12,800.00	0.00	6,180.38	0.00	-6,619.62	51.72 %
<u>100-350-3521</u> Time Payment Fee - County 1/2	2,000.00	0.00	286.63	0.00	-1,713.37	85.67 %
<u>100-350-3523</u> Warrant Fees	24,000.00	1,286.46	7,224.67	0.00	-16,775.33	69.90 %
<u>100-350-3524</u> Judiciary Fund County	500.00	20.66	52.99	0.00	-447.01	89.40 %
<u>100-350-3525</u> District Court Fines	70,000.00	5,644.00	23,672.00	0.00	-46,328.00	66.18 %
<u>100-350-3526</u> Library Fines	1,120.00	100.75	383.25	0.00	-736.75	65.78 %
<u>100-350-3527</u> Justice of Peace #1 Fines	90,000.00	5,233.23	28,699.83	0.00	-61,300.17	68.11 %
<u>100-350-3528</u> Justice of Peace #2 Fines	50,000.00	3,359.72	12,211.95	0.00	-37,788.05	75.58 %
<u>100-350-3529</u> Justice of Peace #3 Fines	60,000.00	710.51	5,434.64	0.00	-54,565.36	90.94 %
<u>100-350-3530</u> Justice of Peace #4 Fines	25,000.00	1,125.53	10,569.86	0.00	-14,430.14	57.72 %
<u>100-350-3531</u> County Court Fines	20,000.00	3,414.22	12,724.40	0.00	-7,275.60	36.38 %
<u>100-350-3532</u> Bond Forfeitures	500.00	0.00	151.20	0.00	-348.80	69.76 %
<u>100-350-3553</u> Truancy Court Cost \$50	500.00	255.56	1,656.36	0.00	1,156.36	331.27 %
<u>100-350-3554</u> Administrative Transaction Fees	2,500.00	121.34	734.06	0.00	-1,765.94	70.64 %
<u>100-350-3555</u> Omnl Fees	1,000.00	186.37	985.33	0.00	-14.67	1.47 %
<u>100-350-3556</u> County Speciality Court Acct	500.00	430.09	1,281.62	0.00	781.62	256.32 %
<u>100-350-3557</u> Book Replacement Fees	0.00	39.00	272.25	0.00	272.25	0.00 %
<b>RevCategory: 35 - Fees &amp; Fines Total:</b>	<b>849,920.00</b>	<b>66,129.87</b>	<b>333,138.19</b>	<b>0.00</b>	<b>-516,781.81</b>	<b>60.80 %</b>
<b>RevCategory: 37 - Interest</b>						
<u>100-370-3700</u> Interest	10,000.00	81.16	4,133.89	0.00	-5,866.11	58.66 %
<b>RevCategory: 37 - Interest Total:</b>	<b>10,000.00</b>	<b>81.16</b>	<b>4,133.89</b>	<b>0.00</b>	<b>-5,866.11</b>	<b>58.66 %</b>
<b>RevCategory: 38 - Miscellaneous Revenues</b>						
<u>100-380-3800</u> Sale of Assets	62,605.12	0.00	62,605.12	0.00	0.00	0.00 %
<u>100-380-3801</u> Donations	10,750.00	0.00	9,500.00	0.00	-1,250.00	11.63 %
<u>100-380-3802</u> Royalties	2,000.00	341.28	1,854.80	0.00	-145.20	7.26 %
<u>100-380-3805</u> Vending Machines	300.00	0.00	25.89	0.00	-274.11	91.37 %
<u>100-380-3820</u> Miscellaneous Revenue	20,000.00	706.59	16,504.24	0.00	-3,495.76	17.48 %
<b>RevCategory: 38 - Miscellaneous Revenues Total:</b>	<b>95,655.12</b>	<b>1,047.87</b>	<b>90,490.05</b>	<b>0.00</b>	<b>-5,165.07</b>	<b>5.40 %</b>



Auditor's Budget Report

For Fiscal: 2021-2022 Period Ending: 02/28/2022

	Current Total Budget	Period Activity	Fiscal Activity	Encumbrances	Variance Favorable (Unfavorable)	Percent Remaining
<b>RevCategory: 39 - Transfers In</b>						
<u>100-390-3999</u> Lease Proceeds - Other Financing Sources	0.00	0.00	0.00	0.00	0.00	0.00 %
<b>RevCategory: 39 - Transfers In Total:</b>	<b>0.00</b>	<b>0.00</b>	<b>0.00</b>	<b>0.00</b>	<b>0.00</b>	<b>0.00 %</b>
<b>Revenue Total:</b>	<b>14,443,623.88</b>	<b>1,776,607.11</b>	<b>11,372,194.89</b>	<b>0.00</b>	<b>-3,071,428.99</b>	<b>21.26 %</b>
<b>Expense</b>						
<b>Department: 401 - Commissioner's Court</b>						
<u>100-401-1000</u> Salary Elected Official	177,990.48	14,732.54	73,662.70	0.00	104,327.78	58.61 %
<u>100-401-1200</u> Salary Regular Employee	30,197.20	2,516.44	12,582.20	0.00	17,615.00	58.33 %
<u>100-401-1400</u> Longevity	720.00	60.00	300.00	0.00	420.00	58.33 %
<u>100-401-1900</u> Salary Supplements	25,200.00	2,100.00	10,500.00	0.00	14,700.00	58.33 %
<u>100-401-1960</u> Leave Time / Excess Comp Paid	1.00	0.00	0.00	0.00	1.00	100.00 %
<u>100-401-2200</u> FICA Taxes	17,909.31	1,443.44	7,217.20	0.00	10,692.11	59.70 %
<u>100-401-2300</u> Retirement Match	19,810.28	1,777.86	7,264.86	0.00	12,545.42	63.33 %
<u>100-401-3010</u> Office Supplies	400.00	0.00	0.00	0.00	400.00	100.00 %
<u>100-401-4230</u> Bonds	0.00	0.00	50.00	0.00	-50.00	0.00 %
<u>100-401-4490</u> Legal Ads & Notices	1,500.00	39.75	39.75	0.00	1,460.25	97.35 %
<u>100-401-4502</u> Educational Expense	8,000.00	1,138.95	5,196.64	0.00	2,803.36	35.04 %
<u>100-401-4600</u> Assoc & Organization Dues	2,900.00	0.00	786.00	0.00	2,114.00	72.90 %
<b>Department: 401 - Commissioner's Court Total:</b>	<b>284,628.27</b>	<b>23,808.98</b>	<b>117,599.35</b>	<b>0.00</b>	<b>167,028.92</b>	<b>58.68 %</b>
<b>Department: 403 - County Clerk</b>						
<u>100-403-1000</u> Salary Elected Official	45,942.48	3,828.54	19,142.70	0.00	26,799.78	58.33 %
<u>100-403-1200</u> Salary Regular Employee	114,920.00	7,293.36	43,962.31	0.00	70,957.69	61.75 %
<u>100-403-1300</u> Part Time Employees	0.00	0.00	0.00	0.00	0.00	0.00 %
<u>100-403-1400</u> Longevity	1,822.00	96.00	526.00	0.00	1,296.00	71.13 %
<u>100-403-1960</u> Leave Time / Excess Comp Paid	1.00	0.00	2,746.24	0.00	-2,745.24	274,524.00 %
<u>100-403-2200</u> FICA Taxes	12,445.44	826.12	4,871.56	0.00	7,573.88	60.86 %
<u>100-403-2300</u> Retirement Match	13,766.45	1,027.56	4,845.72	0.00	8,920.73	64.80 %
<u>100-403-3010</u> Office Supplies	8,000.00	1,345.99	3,486.75	507.36	4,005.89	50.07 %
<u>100-403-3035</u> Remote Birth Certificates	2,400.00	177.51	640.50	0.00	1,759.50	73.31 %
<u>100-403-3095</u> Books & Publications	250.00	0.00	0.00	0.00	250.00	100.00 %
<u>100-403-4230</u> Bonds	332.00	0.00	332.00	0.00	0.00	0.00 %
<u>100-403-4502</u> Educational Expense	3,500.00	0.00	1,119.63	0.00	2,380.37	68.01 %
<u>100-403-4520</u> Local Travel Reimbursement	50.00	0.00	0.00	0.00	50.00	100.00 %
<u>100-403-4600</u> Assoc & Organization Dues	245.00	0.00	125.00	0.00	120.00	48.98 %
<b>Department: 403 - County Clerk Total:</b>	<b>203,674.37</b>	<b>14,595.08</b>	<b>81,798.41</b>	<b>507.36</b>	<b>121,368.60</b>	<b>59.59 %</b>
<b>Department: 405 - Veterans</b>						
<u>100-405-7000</u> VETERANS TRANSPORTATION GRANT	0.00	0.00	0.00	0.00	0.00	0.00 %
<b>Department: 405 - Veterans Total:</b>	<b>0.00</b>	<b>0.00</b>	<b>0.00</b>	<b>0.00</b>	<b>0.00</b>	<b>0.00 %</b>
<b>Department: 406 - Emergency Management</b>						
<u>100-406-1300</u> Part Time Employee	20,200.00	1,683.34	8,416.70	0.00	11,783.30	58.33 %
<u>100-406-1960</u> Excess Comp	1.00	0.00	0.00	0.00	1.00	100.00 %
<u>100-406-2200</u> FICA Taxes	1,545.38	128.76	643.80	0.00	901.58	58.34 %
<u>100-406-2300</u> Retirement Match	1,709.41	154.20	630.06	0.00	1,079.35	63.14 %
<u>100-406-3430</u> Equipment Repair & Maintenance	2,500.00	0.00	0.00	0.00	2,500.00	100.00 %
<u>100-406-3485</u> COVID-19 Expenses	0.00	0.00	0.00	0.00	0.00	0.00 %
<u>100-406-3506</u> Travel/Meals/Mileage	500.00	0.00	0.00	0.00	500.00	100.00 %
<u>100-406-4495</u> Contracted Services	0.00	0.00	0.00	0.00	0.00	0.00 %
<u>100-406-5500</u> Vehicles	0.00	0.00	0.00	0.00	0.00	0.00 %
<u>100-406-7000</u> Grant	0.00	0.00	0.00	0.00	0.00	0.00 %
<u>100-406-7002</u> COVID Payroll Contra	0.00	0.00	0.00	0.00	0.00	0.00 %
<b>Department: 406 - Emergency Management Total</b>	<b>26,455.79</b>	<b>1,966.30</b>	<b>9,690.56</b>	<b>0.00</b>	<b>16,765.23</b>	<b>63.37 %</b>
<b>Department: 409 - Non-Departmental</b>						
<u>100-409-1200</u> Payroll Accrual (use at FY end only)	0.00	0.00	-1,135.00	0.00	1,135.00	0.00 %
<u>100-409-1400</u> FY Raise	36,300.00	2,487.50	12,625.00	0.00	23,675.00	65.22 %
<u>100-409-1960</u> Leave Time Contingency	1.50	0.00	0.00	0.00	1.50	100.00 %
<u>100-409-2200</u> FICA Taxes	2,777.06	182.84	951.71	0.00	1,825.35	65.73 %

Auditor's Budget Report

For Fiscal: 2021-2022 Period Ending: 02/28/2022

	Current Total Budget	Period Activity	Fiscal Activity	Encumbrances	Variance Favorable (Unfavorable)	Percent Remaining
<u>100-409-2300</u> Retirement Match	3,071.83	227.86	964.24	0.00	2,107.59	68.61 %
<u>100-409-2400</u> Workers' Comp	98,000.00	16,270.01	39,967.46	0.00	58,032.54	59.22 %
<u>100-409-2500</u> Unemployment Comp	15,000.00	-4.35	4,237.46	0.00	10,762.54	71.75 %
<u>100-409-3015</u> Bank Fees	250.00	0.00	0.00	0.00	250.00	100.00 %
<u>100-409-3080</u> Postage	41,000.00	1,700.00	22,900.05	0.00	18,099.95	44.15 %
<u>100-409-3090</u> Post Office Box Rental	420.00	0.00	0.00	0.00	420.00	100.00 %
<u>100-409-3502</u> Christmas Lights/Yulefest/Employee Luncheon	7,500.00	0.00	7,440.71	0.00	59.29	0.79 %
<u>100-409-4010</u> Petit Jury	1,000.00	0.00	120.00	0.00	880.00	88.00 %
<u>100-409-4140</u> Omnibase JP Collection Services	1,300.00	0.00	352.00	0.00	948.00	72.92 %
<u>100-409-4160</u> Audit & Accounting Fees	37,800.00	0.00	0.00	0.00	37,800.00	100.00 %
<u>100-409-4170</u> Legislative & Administrative Activities	0.00	0.00	0.00	0.00	0.00	0.00 %
<u>100-409-4175</u> Postmortem Expenses	43,000.00	11,295.00	19,020.00	0.00	23,980.00	55.77 %
<u>100-409-4200</u> Property & General Liability Insurance	221,000.00	85,552.00	161,017.00	0.00	59,983.00	27.14 %
<u>100-409-4410</u> Service Agreements	22,560.00	2,027.19	7,206.16	0.00	15,353.84	68.06 %
<u>100-409-4491</u> Game Room Inspections	0.00	0.00	0.00	0.00	0.00	0.00 %
<u>100-409-4492</u> Game Room Misc Expense	0.00	0.00	105.00	0.00	-105.00	0.00 %
<u>100-409-4495</u> Contracted Services	26,000.00	1,458.50	14,138.00	0.00	11,862.00	45.62 %
<u>100-409-4496</u> Lobbying	0.00	0.00	0.00	0.00	0.00	0.00 %
<u>100-409-4600</u> Assoc & Organization Dues	11,100.00	0.00	1,225.00	0.00	9,875.00	88.96 %
<u>100-409-4700</u> Lease Payments	0.00	0.00	0.00	0.00	0.00	0.00 %
<u>100-409-4811</u> Indigent Cemetery Costs	10,500.00	0.00	3,655.00	0.00	6,845.00	65.19 %
<u>100-409-4955</u> Contingency	197,741.46	0.00	0.00	0.00	197,741.46	100.00 %
<u>100-409-4957</u> Capital Murder Contingency	36,000.00	0.00	0.00	0.00	36,000.00	100.00 %
<u>100-409-4958</u> Capital Improvement Contingency	60,000.00	0.00	4,489.05	0.00	55,510.95	92.52 %
<u>100-409-5400</u> Office Machines & Equipment	12,000.00	0.00	0.00	0.00	12,000.00	100.00 %
<u>100-409-5450</u> Furniture & Fixtures	2,000.00	0.00	199.98	0.00	1,800.02	90.00 %
<u>100-409-5500</u> Vehicles	0.00	0.00	0.00	0.00	0.00	0.00 %
<u>100-409-5700</u> Insured Items Replacement/Repair	50,000.00	750.40	7,676.13	0.00	42,323.87	84.65 %
<b>Department: 409 - Non-Departmental Total:</b>	<b>936,321.85</b>	<b>121,946.95</b>	<b>307,154.95</b>	<b>0.00</b>	<b>629,166.90</b>	<b>67.20 %</b>
<b>Department: 410 - Tele Communications</b>						
<u>100-410-4330</u> Local Telephone Service	80,000.00	6,580.48	32,866.30	0.00	47,133.70	58.92 %
<u>100-410-4335</u> Cell Phone Service	3,800.00	476.21	1,558.80	0.00	2,241.20	58.98 %
<b>Department: 410 - Tele Communications Total:</b>	<b>83,800.00</b>	<b>7,056.69</b>	<b>34,425.10</b>	<b>0.00</b>	<b>49,374.90</b>	<b>58.92 %</b>
<b>Department: 411 - Computer</b>						
<u>100-411-3010</u> Office Supplies	1,000.00	0.00	0.00	0.00	1,000.00	100.00 %
<u>100-411-4450</u> Software Maintenance	297,000.00	9,592.40	281,046.60	199.99	15,753.41	5.30 %
<u>100-411-4495</u> Contracted Services	59,600.00	4,000.00	20,000.00	0.00	39,600.00	66.44 %
<u>100-411-5200</u> Computer Equipment	60,000.00	522.65	4,205.45	1,213.92	54,580.63	90.97 %
<u>100-411-5250</u> Computer Software	8,000.00	0.00	160.00	182.53	7,657.47	95.72 %
<b>Department: 411 - Computer Total:</b>	<b>425,600.00</b>	<b>14,115.05</b>	<b>305,412.05</b>	<b>1,596.44</b>	<b>118,591.51</b>	<b>27.86 %</b>
<b>Department: 426 - County Court</b>						
<u>100-426-1200</u> Salary Regular Employee	38,041.60	2,478.50	15,159.06	0.00	22,882.54	60.15 %
<u>100-426-1400</u> Longevity	720.00	60.00	300.00	0.00	420.00	58.33 %
<u>100-426-1960</u> Leave Time / Excess Comp Paid	3,250.00	276.27	1,503.75	0.00	1,746.25	53.73 %
<u>100-426-2200</u> FICA Taxes	3,213.89	197.72	1,193.83	0.00	2,020.06	62.85 %
<u>100-426-2300</u> Retirement Match	3,555.02	257.84	1,256.84	0.00	2,298.18	64.65 %
<u>100-426-3010</u> Office Supplies	1,500.00	0.00	0.00	0.00	1,500.00	100.00 %
<u>100-426-3095</u> Books & Publications	400.00	89.00	89.00	0.00	311.00	77.75 %
<u>100-426-4010</u> Petit Jury	5,000.00	0.00	0.00	0.00	5,000.00	100.00 %
<u>100-426-4015</u> Sub Court Reporter	12,000.00	650.00	3,650.00	0.00	8,350.00	69.58 %
<u>100-426-4110</u> Senate Bill 7 Appointments	50,000.00	1,200.00	10,854.25	0.00	39,145.75	78.29 %
<u>100-426-4135</u> Court Costs & Services	9,000.00	1,085.00	1,785.00	0.00	7,215.00	80.17 %
<u>100-426-4145</u> Transcripts	0.00	0.00	0.00	0.00	0.00	0.00 %
<u>100-426-4502</u> Educational Expense	1,500.00	0.00	0.00	0.00	1,500.00	100.00 %
<u>100-426-4600</u> Association & Organizational Dues	200.00	0.00	200.00	0.00	0.00	0.00 %
<u>100-426-7002</u> COVID Payroll Contra	0.00	0.00	0.00	0.00	0.00	0.00 %
<b>Department: 426 - County Court Total:</b>	<b>128,380.51</b>	<b>6,294.33</b>	<b>35,991.73</b>	<b>0.00</b>	<b>92,388.78</b>	<b>71.96 %</b>

Auditor's Budget Report

For Fiscal: 2021-2022 Period Ending: 02/28/2022

	Current Total Budget	Period Activity	Fiscal Activity	Encumbrances	Variance Favorable (Unfavorable)	Percent Remaining
<b>Department: 435 - 115th District Court</b>						
<u>100-435-1100</u> Salary Appointed Official	70,598.00	5,883.18	29,415.90	0.00	41,182.10	58.33 %
<u>100-435-1200</u> Salary Regular Employees	68,170.40	5,455.88	27,279.40	0.00	40,891.00	59.98 %
<u>100-435-1300</u> Wages Part Time Employees	0.00	0.00	0.00	0.00	0.00	0.00 %
<u>100-435-1400</u> Longevity	756.00	64.00	292.00	0.00	464.00	61.38 %
<u>100-435-1960</u> Leave Time / Excess Comp Paid	0.00	0.00	0.00	0.00	0.00	0.00 %
<u>100-435-2200</u> FICA Taxes	10,673.62	851.16	4,253.70	0.00	6,419.92	60.15 %
<u>100-435-2300</u> Retirement Match	11,806.56	1,044.52	4,266.32	0.00	7,540.24	63.86 %
<u>100-435-3010</u> Office Supplies	1,500.00	231.47	231.47	0.00	1,268.53	84.57 %
<u>100-435-3090</u> Post Office Box Rental	72.00	0.00	84.00	0.00	-12.00	-16.67 %
<u>100-435-3095</u> Books & Publications	6,000.00	476.93	2,259.73	0.00	3,740.27	62.34 %
<u>100-435-3110</u> Uniforms & Accessories - Bailiff	300.00	0.00	0.00	0.00	300.00	100.00 %
<u>100-435-4010</u> Petit Jury	15,000.00	1,070.00	6,560.00	0.00	8,440.00	56.27 %
<u>100-435-4011</u> Grand Jury	7,500.00	1,120.00	2,610.00	0.00	4,890.00	65.20 %
<u>100-435-4013</u> Visiting Judge	1,000.00	0.00	0.00	0.00	1,000.00	100.00 %
<u>100-435-4015</u> Sub Court Reporter	6,000.00	0.00	0.00	0.00	6,000.00	100.00 %
<u>100-435-4110</u> Senate Bill 7 Appointments	200,000.00	12,165.17	55,931.11	0.00	144,068.89	72.03 %
<u>100-435-4120</u> Court Appointed Atty - Civil	200,000.00	6,311.55	48,157.91	0.00	151,842.09	75.92 %
<u>100-435-4125</u> Capital Murder Trial Expenses	0.00	5,727.62	8,210.12	0.00	-8,210.12	0.00 %
<u>100-435-4135</u> Court Costs & Services	5,000.00	0.00	560.00	0.00	4,440.00	88.80 %
<u>100-435-4145</u> Transcripts	10,000.00	0.00	3,288.00	0.00	6,712.00	67.12 %
<u>100-435-4150</u> Juror Expenses	500.00	0.00	0.00	50.00	450.00	90.00 %
<u>100-435-4185</u> Psychological Evaluations	10,000.00	0.00	3,250.00	0.00	6,750.00	67.50 %
<u>100-435-4340</u> Dedicated Phone Line	0.00	0.00	0.00	0.00	0.00	0.00 %
<u>100-435-4495</u> Contracted Services	0.00	0.00	0.00	0.00	0.00	0.00 %
<u>100-435-4502</u> Educational Expense	3,000.00	0.00	0.00	0.00	3,000.00	100.00 %
<u>100-435-4520</u> Local Travel Reimbursement	100.00	0.00	0.00	0.00	100.00	100.00 %
<u>100-435-4600</u> Assoc & Organization Dues	4,600.00	0.00	4,330.06	0.00	269.94	5.87 %
<b>Department: 435 - 115th District Court Total:</b>	<b>632,576.58</b>	<b>40,401.48</b>	<b>200,979.72</b>	<b>50.00</b>	<b>431,546.86</b>	<b>68.22 %</b>
<b>Department: 450 - District Clerk</b>						
<u>100-450-1000</u> Salary Elected Official	45,942.48	3,828.54	19,142.70	0.00	26,799.78	58.33 %
<u>100-450-1200</u> Salary Regular Employee	143,552.00	11,949.53	58,722.49	0.00	84,829.51	59.09 %
<u>100-450-1400</u> Longevity	710.00	30.00	140.00	0.00	570.00	80.28 %
<u>100-450-1900</u> Salary Supplements	0.00	0.00	0.00	0.00	0.00	0.00 %
<u>100-450-1960</u> Leave Time / Excess Comp Paid	600.00	0.00	0.00	0.00	600.00	100.00 %
<u>100-450-2200</u> FICA Taxes	14,596.54	1,186.03	5,854.92	0.00	8,741.62	59.89 %
<u>100-450-2300</u> Retirement Match	16,145.88	1,448.03	5,839.10	0.00	10,306.78	63.84 %
<u>100-450-3010</u> Office Supplies	13,000.00	0.00	4,211.30	0.00	8,788.70	67.61 %
<u>100-450-3095</u> Books & Publications	200.00	0.00	0.00	0.00	200.00	100.00 %
<u>100-450-4230</u> Bonds	500.00	0.00	228.00	0.00	272.00	54.40 %
<u>100-450-4502</u> Educational Expense	2,200.00	0.00	1,037.35	0.00	1,162.65	52.85 %
<u>100-450-4520</u> Local Travel Reimbursement	0.00	0.00	0.00	0.00	0.00	0.00 %
<u>100-450-4600</u> Assoc & Organization Dues	200.00	0.00	125.00	0.00	75.00	37.50 %
<u>100-450-7002</u> COVID Payroll Contra	0.00	0.00	0.00	0.00	0.00	0.00 %
<b>Department: 450 - District Clerk Total:</b>	<b>237,646.90</b>	<b>18,442.13</b>	<b>95,300.86</b>	<b>0.00</b>	<b>142,346.04</b>	<b>59.90 %</b>
<b>Department: 451 - Justice of the Peace #1</b>						
<u>100-451-1000</u> Salary Elected Official	38,242.00	3,186.84	15,934.20	0.00	22,307.80	58.33 %
<u>100-451-1200</u> Salary Regular Employee	53,600.00	4,466.68	22,333.40	0.00	31,266.60	58.33 %
<u>100-451-1300</u> Wages Part Time Employees	0.00	0.00	0.00	0.00	0.00	0.00 %
<u>100-451-1400</u> Longevity	462.00	40.00	182.00	0.00	280.00	60.61 %
<u>100-451-1900</u> Salary Supplements	0.00	0.00	0.00	0.00	0.00	0.00 %
<u>100-451-1960</u> Leave Time / Excess Comp Paid	800.00	0.00	207.81	0.00	592.19	74.02 %
<u>100-451-2200</u> FICA Taxes	7,122.46	558.62	2,807.56	0.00	4,314.90	60.58 %
<u>100-451-2300</u> Retirement Match	7,878.46	704.74	2,891.79	0.00	4,986.67	63.29 %
<u>100-451-3010</u> Office Supplies	2,500.00	0.00	366.25	150.00	1,983.75	79.35 %
<u>100-451-4230</u> Bonds	250.00	0.00	0.00	0.00	250.00	100.00 %
<u>100-451-4502</u> Educational Expense	2,000.00	0.00	75.00	0.00	1,925.00	96.25 %
<u>100-451-4520</u> Local Travel Reimbursement	0.00	0.00	0.00	0.00	0.00	0.00 %

Auditor's Budget Report

For Fiscal: 2021-2022 Period Ending: 02/28/2022

	Current Total Budget	Period Activity	Fiscal Activity	Encumbrances	Variance Favorable (Unfavorable)	Percent Remaining
100-451-4600 Assoc & Organization Dues	200.00	0.00	0.00	0.00	200.00	100.00 %
<b>Department: 451 - Justice of the Peace #1 Total:</b>	<b>113,054.92</b>	<b>8,956.88</b>	<b>44,798.01</b>	<b>150.00</b>	<b>68,106.91</b>	<b>60.24 %</b>
<b>Department: 452 - Justice of the Peace #2</b>						
100-452-1000 Salary Elected Official	40,642.00	3,386.84	16,934.20	0.00	23,707.80	58.33 %
100-452-1200 Salary Regular Employee	28,505.68	1,821.75	11,323.67	0.00	17,182.01	60.28 %
100-452-1400 Longevity	306.00	24.00	120.00	0.00	186.00	60.78 %
100-452-1960 Leave Time / Excess Comp Paid	100.00	0.00	0.00	0.00	100.00	100.00 %
100-452-2200 FICA Taxes	5,320.86	379.33	2,053.65	0.00	3,267.21	61.40 %
100-452-2300 Retirement Match	5,885.63	479.32	2,115.10	0.00	3,770.53	64.06 %
100-452-3010 Office Supplies	2,500.00	0.00	17.97	0.00	2,482.03	99.28 %
100-452-4230 Bonds	250.00	0.00	0.00	0.00	250.00	100.00 %
100-452-4502 Educational Expense	1,915.00	0.00	755.00	0.00	1,160.00	60.57 %
100-452-4520 Local Travel Reimbursement	0.00	0.00	0.00	0.00	0.00	0.00 %
100-452-4600 Assoc & Organization Dues	285.00	0.00	60.00	0.00	225.00	78.95 %
<b>Department: 452 - Justice of the Peace #2 Total:</b>	<b>85,710.17</b>	<b>6,091.24</b>	<b>33,379.59</b>	<b>0.00</b>	<b>52,330.58</b>	<b>61.06 %</b>
<b>Department: 453 - Justice of the Peace #3</b>						
100-453-1000 Salary Elected Official	38,242.00	3,186.84	15,934.20	0.00	22,307.80	58.33 %
100-453-1200 Salary Regular Employee	27,400.00	2,283.34	11,416.70	0.00	15,983.30	58.33 %
100-453-1300 Wages Part Time Employees	0.00	0.00	0.00	0.00	0.00	0.00 %
100-453-1400 Longevity	30.00	2.00	2.00	0.00	28.00	93.33 %
100-453-1960 Leave Time / Excess Comp Paid	1.00	0.00	0.00	0.00	1.00	100.00 %
100-453-2200 FICA Taxes	5,023.98	405.72	2,027.97	0.00	2,996.01	59.63 %
100-453-2300 Retirement Match	5,557.25	501.26	2,047.66	0.00	3,509.59	63.15 %
100-453-3010 Office Supplies	2,000.00	0.00	160.77	55.00	1,784.23	89.21 %
100-453-3095 Books & Publications	0.00	0.00	0.00	0.00	0.00	0.00 %
100-453-4230 Bonds	250.00	0.00	0.00	0.00	250.00	100.00 %
100-453-4502 Educational Expense	1,700.00	0.00	110.00	0.00	1,590.00	93.53 %
100-453-4520 Local Travel Reimbursement	850.00	31.59	122.31	0.00	727.69	85.61 %
100-453-4600 Assoc & Organization Dues	150.00	0.00	35.00	0.00	115.00	76.67 %
<b>Department: 453 - Justice of the Peace #3 Total:</b>	<b>81,204.23</b>	<b>6,410.75</b>	<b>31,856.61</b>	<b>55.00</b>	<b>49,292.62</b>	<b>60.70 %</b>
<b>Department: 454 - Justice of the Peace #4</b>						
100-454-1000 Salary Elected Official	38,242.08	3,186.84	15,934.20	0.00	22,307.88	58.33 %
100-454-1200 Salary Regular Employee	27,400.00	2,283.34	10,630.16	0.00	16,769.84	61.20 %
100-454-1400 Longevity	132.00	12.00	48.00	0.00	84.00	63.64 %
100-454-1960 Leave Time / Excess Comp Paid	500.00	0.00	0.00	0.00	500.00	100.00 %
100-454-2200 FICA Taxes	5,069.97	404.42	1,965.95	0.00	3,104.02	61.22 %
100-454-2300 Retirement Match	5,608.11	502.18	2,001.13	0.00	3,606.98	64.32 %
100-454-3010 Office Supplies	2,000.00	280.56	320.56	0.00	1,679.44	83.97 %
100-454-4230 Bonds	250.00	0.00	0.00	0.00	250.00	100.00 %
100-454-4502 Educational Expense	2,300.00	0.00	0.00	0.00	2,300.00	100.00 %
100-454-4520 Local Travel Reimbursement	0.00	0.00	0.00	0.00	0.00	0.00 %
100-454-4600 Assoc & Organization Dues	255.00	150.00	245.00	0.00	10.00	3.92 %
100-454-7002 COVID Payroll Contra	0.00	0.00	0.00	0.00	0.00	0.00 %
<b>Department: 454 - Justice of the Peace #4 Total:</b>	<b>81,757.16</b>	<b>6,819.34</b>	<b>31,145.00</b>	<b>0.00</b>	<b>50,612.16</b>	<b>61.91 %</b>
<b>Department: 476 - District Attorney</b>						
100-476-1200 Salary Regular Employee	398,296.56	32,238.97	157,995.13	0.00	240,301.43	60.33 %
100-476-1250 State Longevity	1,200.00	120.00	600.00	0.00	600.00	50.00 %
100-476-1400 Longevity	3,290.00	260.00	1,266.00	0.00	2,024.00	61.52 %
100-476-1650 Law Enforcement Taxable Travel Stipend	1.00	0.00	0.00	0.00	1.00	100.00 %
100-476-1900 DA Supplements-State Appropriation	27,500.00	2,064.16	10,320.80	0.00	17,179.20	62.47 %
100-476-1950 Elected DA Supplement	0.00	0.00	0.00	0.00	0.00	0.00 %
100-476-1960 Leave Time / Excess Comp Paid	1.00	0.00	0.00	0.00	1.00	100.00 %
100-476-2200 FICA Taxes	32,917.07	2,555.81	12,510.82	0.00	20,406.25	61.99 %
100-476-2300 Retirement Match	36,411.02	3,177.00	12,706.67	0.00	23,704.35	65.10 %
100-476-3010 Office Supplies	8,000.00	809.56	1,886.08	199.49	5,914.43	73.93 %
100-476-3095 Books & Publications	2,000.00	685.00	1,680.00	0.00	320.00	16.00 %
100-476-3105 Investigative Expenses	12,000.00	359.00	1,482.74	0.00	10,517.26	87.64 %

Auditor's Budget Report

For Fiscal: 2021-2022 Period Ending: 02/28/2022

	Current Total Budget	Period Activity	Fiscal Activity	Encumbrances	Variance Favorable (Unfavorable)	Percent Remaining
<u>100-476-3200</u> Gasoline	2,000.00	259.84	1,004.56	0.00	995.44	49.77 %
<u>100-476-3420</u> Vehicle Repair & Maintenance	1,000.00	49.98	187.97	0.00	812.03	81.20 %
<u>100-476-4130</u> Cash Match for FVI Grant	57,172.49	3,883.07	18,936.91	0.00	38,235.58	66.88 %
<u>100-476-4131</u> Cash Match V.A. Grant	2,800.00	319.58	1,356.17	0.00	1,443.83	51.57 %
<u>100-476-4132</u> Cash Match Travel & Training- V.A. Grant	0.00	0.00	0.00	0.00	0.00	0.00 %
<u>100-476-4133</u> Cash Match Supplies/Equip-V.A. Grant	0.00	0.00	0.00	0.00	0.00	0.00 %
<u>100-476-4134</u> Grant Insurance Expense Transfer	0.00	0.00	0.00	0.00	0.00	0.00 %
<u>100-476-4135</u> Court Costs & Services	2,000.00	0.00	264.38	0.00	1,735.62	86.78 %
<u>100-476-4145</u> Transcripts	1,500.00	100.00	100.00	0.00	1,400.00	93.33 %
<u>100-476-4230</u> Bonds	500.00	0.00	0.00	0.00	500.00	100.00 %
<u>100-476-4502</u> Educational Expense	10,000.00	330.00	4,098.90	0.00	5,901.10	59.01 %
<u>100-476-4600</u> Assoc & Organization Dues	2,000.00	0.00	350.00	0.00	1,650.00	82.50 %
<u>100-476-5500</u> Vehicles	0.00	0.00	0.00	0.00	0.00	0.00 %
<u>100-476-7000</u> Grant Expenditures	0.00	0.00	0.00	0.00	0.00	0.00 %
<u>100-476-7002</u> COVID Payroll Contra	0.00	0.00	0.00	0.00	0.00	0.00 %
<b>Department: 476 - District Attorney Total:</b>	<b>600,589.14</b>	<b>47,211.97</b>	<b>226,747.13</b>	<b>199.49</b>	<b>373,642.52</b>	<b>62.21 %</b>
<b>Department: 490 - Elections</b>						
<u>100-490-1100</u> Salary Appointed Official	43,400.00	3,616.68	18,083.40	0.00	25,316.60	58.33 %
<u>100-490-1200</u> Salary Regular Employee	27,400.00	2,283.34	11,416.70	0.00	15,983.30	58.33 %
<u>100-490-1400</u> Longevity	472.00	40.00	188.00	0.00	284.00	60.17 %
<u>100-490-1500</u> Election Workers	20,500.00	0.00	9,611.00	0.00	10,889.00	53.12 %
<u>100-490-1960</u> Leave Time / Excess Comp Paid	500.00	0.00	547.94	0.00	-47.94	-9.59 %
<u>100-490-2200</u> FICA Taxes	7,058.80	434.60	2,214.01	0.00	4,844.79	68.63 %
<u>100-490-2300</u> Retirement Match	6,073.35	544.10	2,257.46	0.00	3,815.89	62.83 %
<u>100-490-3040</u> Election Materials	9,000.00	0.00	0.00	150.00	8,850.00	98.33 %
<u>100-490-3049</u> Chapter 19 expenditures	10,000.00	2,101.25	3,857.17	0.00	6,142.83	61.43 %
<u>100-490-4502</u> Educational Expense	2,700.00	0.00	1,513.41	0.00	1,186.59	43.95 %
<u>100-490-4520</u> Local Travel Reimbursement	300.00	0.00	0.00	0.00	300.00	100.00 %
<u>100-490-4700</u> Equipment Payments	55,320.00	55,316.66	55,316.66	0.00	3.34	0.01 %
<u>100-490-4750</u> Facilities Lease	100.00	0.00	0.00	0.00	100.00	100.00 %
<u>100-490-5200</u> Computer Equipment	30,500.00	0.00	25,397.04	0.00	5,102.96	16.73 %
<u>100-490-6500</u> Interest-Equipment Lease	0.00	0.00	0.00	0.00	0.00	0.00 %
<b>Department: 490 - Elections Total:</b>	<b>213,324.15</b>	<b>64,336.63</b>	<b>130,402.79</b>	<b>150.00</b>	<b>82,771.36</b>	<b>38.80 %</b>
<b>Department: 495 - County Auditor</b>						
<u>100-495-1100</u> Salary Appointed Official	58,400.00	4,866.68	24,333.40	0.00	34,066.60	58.33 %
<u>100-495-1200</u> Salary Regular Employee	72,800.00	6,066.68	30,333.40	0.00	42,466.60	58.33 %
<u>100-495-1400</u> Longevity	1,538.00	128.00	608.00	0.00	930.00	60.47 %
<u>100-495-1960</u> Leave Time / Excess Comp Paid	1.00	0.00	0.00	0.00	1.00	100.00 %
<u>100-495-2200</u> FICA Taxes	10,154.53	814.84	4,071.72	0.00	6,082.81	59.90 %
<u>100-495-2300</u> Retirement Match	11,232.38	1,013.24	4,138.04	0.00	7,094.34	63.16 %
<u>100-495-3010</u> Office Supplies	1,200.00	0.00	259.79	0.00	940.21	78.35 %
<u>100-495-3095</u> Books & Publications	300.00	0.00	0.00	0.00	300.00	100.00 %
<u>100-495-4230</u> Bonds	200.00	0.00	100.00	0.00	100.00	50.00 %
<u>100-495-4502</u> Educational Expense	2,400.00	0.00	0.00	0.00	2,400.00	100.00 %
<u>100-495-4600</u> Assoc & Organization Dues	400.00	0.00	295.00	0.00	105.00	26.25 %
<u>100-495-7002</u> COVID Payroll Contra	0.00	0.00	0.00	0.00	0.00	0.00 %
<b>Department: 495 - County Auditor Total:</b>	<b>158,625.91</b>	<b>12,889.44</b>	<b>64,139.35</b>	<b>0.00</b>	<b>94,486.56</b>	<b>59.57 %</b>
<b>Department: 497 - County Treasurer</b>						
<u>100-497-1000</u> Salary Elected Official	45,942.48	3,828.54	19,142.70	0.00	26,799.78	58.33 %
<u>100-497-1200</u> Salary Regular Employee	91,884.48	7,657.06	38,285.30	0.00	53,599.18	58.33 %
<u>100-497-1300</u> Wages Part Time Employees	0.00	0.00	0.00	0.00	0.00	0.00 %
<u>100-497-1400</u> Longevity	1,238.00	104.00	502.00	0.00	736.00	59.45 %
<u>100-497-1960</u> Leave Time / Excess Comp Paid	0.00	0.00	0.00	0.00	0.00	0.00 %
<u>100-497-2200</u> FICA Taxes	10,638.47	841.90	4,208.08	0.00	6,430.39	60.44 %
<u>100-497-2300</u> Retirement Match	11,767.68	1,061.62	4,336.79	0.00	7,430.89	63.15 %
<u>100-497-3010</u> Office Supplies	3,900.00	0.00	1,551.61	1,906.40	441.99	11.33 %
<u>100-497-4230</u> Bonds	100.00	0.00	100.00	0.00	0.00	0.00 %

Auditor's Budget Report

For Fiscal: 2021-2022 Period Ending: 02/28/2022

	Current Total Budget	Period Activity	Fiscal Activity	Encumbrances	Variance Favorable (Unfavorable)	Percent Remaining
<u>100-497-4502</u> Educational Expense	5,500.00	0.00	200.00	0.00	5,300.00	96.36 %
<u>100-497-4520</u> Local Travel Reimbursement	350.00	0.00	0.00	0.00	350.00	100.00 %
<u>100-497-4600</u> Assoc & Organization Dues	200.00	0.00	0.00	0.00	200.00	100.00 %
<b>Department: 497 - County Treasurer Total:</b>	<b>171,521.11</b>	<b>13,493.12</b>	<b>68,326.48</b>	<b>1,906.40</b>	<b>101,288.23</b>	<b>59.05 %</b>
<b>Department: 499 - Tax Assessor</b>						
<u>100-499-1000</u> Salary Elected Official	45,942.48	3,828.54	19,142.70	0.00	26,799.78	58.33 %
<u>100-499-1200</u> Salary Regular Employee	312,675.20	25,362.13	125,873.97	0.00	186,801.23	59.74 %
<u>100-499-1300</u> Part Time Employees	0.00	0.00	0.00	0.00	0.00	0.00 %
<u>100-499-1400</u> Longevity	2,804.00	228.00	1,102.00	0.00	1,702.00	60.70 %
<u>100-499-1960</u> Leave Time / Excess Comp Paid	350.00	0.00	0.00	0.00	350.00	100.00 %
<u>100-499-2200</u> FICA Taxes	27,675.53	2,146.98	10,653.63	0.00	17,021.90	61.51 %
<u>100-499-2300</u> Retirement Match	30,613.12	2,694.76	10,908.71	0.00	19,704.41	64.37 %
<u>100-499-3010</u> Office Supplies	4,950.00	0.00	517.95	2,308.32	2,123.73	42.90 %
<u>100-499-4230</u> Bonds	511.00	0.00	511.00	0.00	0.00	0.00 %
<u>100-499-4495</u> Contracted Services	25,000.00	0.00	16,258.24	0.00	8,741.76	34.97 %
<u>100-499-4502</u> Educational Expense	5,500.00	450.00	2,067.69	0.00	3,432.31	62.41 %
<u>100-499-4520</u> Local Travel Reimbursement	2,000.00	48.43	303.44	0.00	1,696.56	84.83 %
<u>100-499-4600</u> Assoc & Organization Dues	450.00	0.00	95.00	0.00	355.00	78.89 %
<u>100-499-5200</u> Computer Equipment & Software	32,500.00	2,500.00	10,000.00	0.00	22,500.00	69.23 %
<u>100-499-7002</u> COVID Payroll Contra	0.00	0.00	0.00	0.00	0.00	0.00 %
<b>Department: 499 - Tax Assessor Total:</b>	<b>490,971.33</b>	<b>37,258.84</b>	<b>197,434.33</b>	<b>2,308.32</b>	<b>291,228.68</b>	<b>59.32 %</b>
<b>Department: 505 - Appraisal District</b>						
<u>100-505-4640</u> Appraisal District Pro-Rata	277,394.25	0.00	66,783.75	0.00	210,610.50	75.92 %
<b>Department: 505 - Appraisal District Total:</b>	<b>277,394.25</b>	<b>0.00</b>	<b>66,783.75</b>	<b>0.00</b>	<b>210,610.50</b>	<b>75.92 %</b>
<b>Department: 510 - County Buildings</b>						
<u>100-510-1100</u> Salary Appointed Official	37,576.00	3,131.34	15,656.70	0.00	21,919.30	58.33 %
<u>100-510-1200</u> Salary Regular Employee	52,800.08	4,400.02	21,685.11	0.00	31,114.97	58.93 %
<u>100-510-1300</u> Wages Part Time Employees	0.00	0.00	0.00	0.00	0.00	0.00 %
<u>100-510-1400</u> Longevity	714.00	52.00	266.00	0.00	448.00	62.75 %
<u>100-510-1960</u> Leave Time / Excess Comp Paid	560.00	0.00	1,663.18	0.00	-1,103.18	-197.00 %
<u>100-510-2200</u> FICA Taxes	7,011.23	573.86	3,054.52	0.00	3,956.71	56.43 %
<u>100-510-2300</u> Retirement Match	7,755.43	694.64	3,007.36	0.00	4,748.07	61.22 %
<u>100-510-3110</u> Uniforms & Accessories	200.00	0.00	0.00	73.92	126.08	63.04 %
<u>100-510-3200</u> Gasoline	5,500.00	680.01	2,974.90	0.00	2,525.10	45.91 %
<u>100-510-3220</u> Oil, Grease & Lubricants	300.00	0.00	0.00	0.00	300.00	100.00 %
<u>100-510-3380</u> Miscellaneous Expenses	12,000.00	82.03	475.77	400.00	11,124.23	92.70 %
<u>100-510-3390</u> Handtools	1,100.00	52.04	557.40	0.00	542.60	49.33 %
<u>100-510-3400</u> Lawns & Grounds	6,200.00	320.17	995.36	0.00	5,204.64	83.95 %
<u>100-510-3420</u> Vehicle Repair & Maintenance	4,000.00	251.82	1,442.15	0.00	2,557.85	63.95 %
<u>100-510-3460</u> Plumbing	6,000.00	38.03	1,524.51	0.00	4,475.49	74.59 %
<u>100-510-3470</u> Electrical	4,500.00	396.43	1,289.37	550.50	2,660.13	59.11 %
<u>100-510-3480</u> Janitorial Supplies	10,000.00	700.55	4,177.08	0.00	5,822.92	58.23 %
<u>100-510-3485</u> COVID-19 Expenses	0.00	0.00	0.00	0.00	0.00	0.00 %
<u>100-510-4300</u> Electricity	150,000.00	10,273.95	39,817.93	0.00	110,182.07	73.45 %
<u>100-510-4310</u> Water, Sewer & Garbage	70,000.00	10,928.60	23,182.74	0.00	46,817.26	66.88 %
<u>100-510-4320</u> Natural Gas	20,000.00	3,537.97	9,389.50	0.00	10,610.50	53.05 %
<u>100-510-4495</u> Contracted Services	13,000.00	5,947.20	6,807.20	0.00	6,192.80	47.64 %
<u>100-510-4496</u> HVAC Repair	45,000.00	1,276.06	23,336.74	0.00	21,663.26	48.14 %
<u>100-510-5100</u> Facilities Improvement	30,000.00	1,711.59	5,864.59	1,825.00	22,310.41	74.37 %
<u>100-510-7002</u> COVID Payroll Contra	0.00	0.00	0.00	0.00	0.00	0.00 %
<b>Department: 510 - County Buildings Total:</b>	<b>484,216.74</b>	<b>45,048.31</b>	<b>167,168.11</b>	<b>2,849.42</b>	<b>314,199.21</b>	<b>64.89 %</b>
<b>Department: 551 - Constable #1</b>						
<u>100-551-1000</u> Salary Elected Official	28,591.68	2,382.64	11,913.20	0.00	16,678.48	58.33 %
<u>100-551-2200</u> FICA Taxes	2,187.26	159.66	798.30	0.00	1,388.96	63.50 %
<u>100-551-2300</u> Retirement Match	2,604.52	218.24	891.82	0.00	1,712.70	65.76 %
<u>100-551-3010</u> Office Supplies	300.00	0.00	129.99	0.00	170.01	56.67 %
<u>100-551-3110</u> Uniforms & Accessories	300.00	0.00	89.01	0.00	210.99	70.33 %

Auditor's Budget Report

For Fiscal: 2021-2022 Period Ending: 02/28/2022

	Current Total Budget	Period Activity	Fiscal Activity	Encumbrances	Variance Favorable (Unfavorable)	Percent Remaining
<u>100-551-3145</u> Guns & Ammunition	450.00	0.00	0.00	0.00	450.00	100.00 %
<u>100-551-3200</u> Gasoline	1,500.00	179.88	991.39	0.00	508.61	33.91 %
<u>100-551-3420</u> Vehicle Repair & Maintenance	500.00	57.00	57.00	0.00	443.00	88.60 %
<u>100-551-4230</u> Bonds	50.00	0.00	50.00	0.00	0.00	0.00 %
<u>100-551-4502</u> Educational Expense	400.00	0.00	0.00	0.00	400.00	100.00 %
<u>100-551-4600</u> Assoc & Organization Dues	100.00	0.00	0.00	0.00	100.00	100.00 %
<u>100-551-5350</u> Communication Equipment	9,800.00	0.00	7,176.32	0.00	2,623.68	26.77 %
<u>100-551-5500</u> Vehicles	44,758.00	0.00	0.00	44,758.00	0.00	0.00 %
<u>100-551-7000</u> Misc Expense of Donated Funds	0.00	0.00	0.00	0.00	0.00	0.00 %
<u>100-551-7002</u> COVID Payroll Contra	0.00	0.00	0.00	0.00	0.00	0.00 %
<b>Department: 551 - Constable #1 Total:</b>	<b>91,541.46</b>	<b>2,997.42</b>	<b>22,097.03</b>	<b>44,758.00</b>	<b>24,686.43</b>	<b>26.97 %</b>
<b>Department: 552 - Constable #2</b>						
<u>100-552-1000</u> Salary Elected Official	28,591.68	2,382.64	11,913.20	0.00	16,678.48	58.33 %
<u>100-552-2200</u> FICA Taxes	2,187.26	167.76	838.80	0.00	1,348.46	61.65 %
<u>100-552-2300</u> Retirement Match	2,604.51	218.24	891.82	0.00	1,712.69	65.76 %
<u>100-552-3010</u> Office Supplies	250.00	0.00	0.00	0.00	250.00	100.00 %
<u>100-552-3110</u> Uniforms & Accessories	400.00	0.00	0.00	0.00	400.00	100.00 %
<u>100-552-3145</u> Guns & Ammunition	350.00	0.00	0.00	0.00	350.00	100.00 %
<u>100-552-3200</u> Gasoline	700.00	0.00	0.00	0.00	700.00	100.00 %
<u>100-552-3420</u> Vehicle Repair & Maintenance	500.00	0.00	0.00	0.00	500.00	100.00 %
<u>100-552-4230</u> Bonds	0.00	50.00	50.00	0.00	-50.00	0.00 %
<u>100-552-4600</u> Assoc & Organization Dues	100.00	0.00	0.00	0.00	100.00	100.00 %
<u>100-552-5350</u> Communication Equipment	0.00	0.00	0.00	0.00	0.00	0.00 %
<u>100-552-5500</u> Vehicles	44,758.00	0.00	0.00	44,758.00	0.00	0.00 %
<u>100-552-7000</u> Misc Expense of Donated Funds	0.00	0.00	0.00	0.00	0.00	0.00 %
<b>Department: 552 - Constable #2 Total:</b>	<b>80,441.45</b>	<b>2,818.64</b>	<b>13,693.82</b>	<b>44,758.00</b>	<b>21,989.63</b>	<b>27.34 %</b>
<b>Department: 553 - Constable #3</b>						
<u>100-553-1000</u> Salary Elected Official	28,591.68	2,382.64	11,913.20	0.00	16,678.48	58.33 %
<u>100-553-2200</u> FICA Taxes	2,187.26	181.80	909.00	0.00	1,278.26	58.44 %
<u>100-553-2300</u> Retirement Match	2,604.52	218.24	891.82	0.00	1,712.70	65.76 %
<u>100-553-3010</u> Office Supplies	250.00	0.00	0.00	0.00	250.00	100.00 %
<u>100-553-3110</u> Uniforms & Accessories	400.00	95.70	95.70	0.00	304.30	76.08 %
<u>100-553-3145</u> Guns & Ammunition	350.00	0.00	0.00	0.00	350.00	100.00 %
<u>100-553-3200</u> Gasoline	1,500.00	87.90	405.37	0.00	1,094.63	72.98 %
<u>100-553-3420</u> Vehicle Repair & Maintenance	500.00	0.00	0.00	0.00	500.00	100.00 %
<u>100-553-4230</u> Bonds	50.00	0.00	0.00	0.00	50.00	100.00 %
<u>100-553-4470</u> Communication Maintenance	0.00	0.00	0.00	0.00	0.00	0.00 %
<u>100-553-4600</u> Assoc & Organization Dues	100.00	0.00	0.00	0.00	100.00	100.00 %
<u>100-553-5500</u> Vehicles	44,758.00	0.00	0.00	44,758.00	0.00	0.00 %
<u>100-553-7000</u> Misc Expense of Donated Funds	0.00	0.00	0.00	0.00	0.00	0.00 %
<b>Department: 553 - Constable #3 Total:</b>	<b>81,291.46</b>	<b>2,966.28</b>	<b>14,215.09</b>	<b>44,758.00</b>	<b>22,318.37</b>	<b>27.45 %</b>
<b>Department: 554 - Constable #4</b>						
<u>100-554-1000</u> Salary Elected Official	28,591.68	2,382.64	11,913.20	0.00	16,678.48	58.33 %
<u>100-554-2200</u> FICA Taxes	2,187.26	178.26	891.30	0.00	1,295.96	59.25 %
<u>100-554-2300</u> Retirement Match	2,604.52	218.24	891.82	0.00	1,712.70	65.76 %
<u>100-554-3010</u> Office Supplies	350.00	0.00	0.00	0.00	350.00	100.00 %
<u>100-554-3110</u> Uniforms & Accessories	400.00	44.82	44.82	0.00	355.18	88.80 %
<u>100-554-3145</u> Guns & Ammunition	350.00	0.00	0.00	0.00	350.00	100.00 %
<u>100-554-3200</u> Gasoline	1,000.00	198.74	593.84	0.00	406.16	40.62 %
<u>100-554-3420</u> Vehicle Repair & Maintenance	500.00	0.00	14.50	0.00	485.50	97.10 %
<u>100-554-4230</u> Bonds	50.00	0.00	50.00	0.00	0.00	0.00 %
<u>100-554-4470</u> Communication Maintenance	0.00	0.00	0.00	0.00	0.00	0.00 %
<u>100-554-4502</u> Educational Expense	400.00	0.00	0.00	0.00	400.00	100.00 %
<u>100-554-4600</u> Assoc & Organization Dues	100.00	0.00	0.00	0.00	100.00	100.00 %
<u>100-554-5350</u> Communication Equipment	0.00	0.00	0.00	0.00	0.00	0.00 %
<u>100-554-5500</u> Vehicles	44,758.00	0.00	0.00	44,758.00	0.00	0.00 %

Auditor's Budget Report

For Fiscal: 2021-2022 Period Ending: 02/28/2022

	Current Total Budget	Period Activity	Fiscal Activity	Encumbrances	Variance Favorable (Unfavorable)	Percent Remaining
100-554-7000 Misc Expense of Donated Funds	0.00	0.00	0.00	0.00	0.00	0.00 %
<b>Department: 554 - Constable #4 Total:</b>	<b>81,291.46</b>	<b>3,022.70</b>	<b>14,399.48</b>	<b>44,758.00</b>	<b>22,133.98</b>	<b>27.23 %</b>
<b>Department: 560 - County Sheriff</b>						
100-560-1000 Salary Elected Official	54,790.32	4,565.86	22,829.30	0.00	31,961.02	58.33 %
100-560-1200 Salary Regular Employee	1,292,906.20	111,180.57	543,799.64	0.00	749,106.56	57.94 %
100-560-1225 Resource Officers	275,672.88	21,331.83	103,052.89	0.00	172,619.99	62.62 %
100-560-1400 Longevity	10,282.00	708.00	3,488.00	0.00	6,794.00	66.08 %
100-560-1600 Peace Officer Certification Pay	81,900.00	6,637.50	33,000.00	0.00	48,900.00	59.71 %
100-560-1650 Law Enforcement Taxable Travel Stipend	1.00	0.00	0.00	0.00	1.00	100.00 %
100-560-1960 Leave Time / Excess Comp Paid	116,000.00	5,878.68	54,157.18	0.00	61,842.82	53.31 %
100-560-2200 FICA Taxes	140,113.76	11,241.27	56,627.00	0.00	83,486.76	59.58 %
100-560-2300 Retirement Match	154,985.96	13,909.18	57,046.71	0.00	97,939.25	63.19 %
100-560-3010 Office Supplies	14,000.00	970.80	4,884.23	659.55	8,456.22	60.40 %
100-560-3105 Investigative Expenses	11,000.00	202.01	7,635.74	945.31	2,418.95	21.99 %
100-560-3110 Uniforms & Accessories	26,882.00	2,597.37	8,587.17	5,741.63	12,553.20	46.70 %
100-560-3145 Guns & Ammunition	12,850.00	0.00	1,018.18	9,909.84	1,921.98	14.96 %
100-560-3200 Gasoline	105,000.00	9,947.51	50,801.78	0.00	54,198.22	51.62 %
100-560-3380 Miscellaneous Expenses	6,750.00	300.01	809.23	0.00	5,940.77	88.01 %
100-560-3420 Vehicle Repair & Maintenance	43,000.00	3,650.09	21,891.09	2,109.60	18,999.31	44.18 %
100-560-3485 COVID-19 Expenses	0.00	0.00	0.00	0.00	0.00	0.00 %
100-560-4160 SANE Exams	0.00	0.00	0.00	0.00	0.00	0.00 %
100-560-4230 Bonds	0.00	0.00	0.00	0.00	0.00	0.00 %
100-560-4490 Legal Ads & Notices	300.00	0.00	0.00	0.00	300.00	100.00 %
100-560-4495 Contracted Services	1,000.00	0.00	0.00	0.00	1,000.00	100.00 %
100-560-4502 Educational Expense	21,000.00	2,184.11	7,540.80	1,565.00	11,894.20	56.64 %
100-560-4600 Assoc & Organization Dues	1,500.00	0.00	25.00	0.00	1,475.00	98.33 %
100-560-5350 Communication Equipment	18,500.00	759.80	3,374.20	342.90	14,782.90	79.91 %
100-560-5500 Vehicles	98,060.00	0.00	0.00	0.00	98,060.00	100.00 %
100-560-5900 Light Bars, Sirens, etc	6,000.00	0.00	0.00	0.00	6,000.00	100.00 %
100-560-7000 Body Cameras - State Grant	23,340.00	0.00	23,168.46	0.00	171.54	0.73 %
100-560-7002 COVID Payroll Contra	0.00	0.00	0.00	0.00	0.00	0.00 %
100-560-7100 Misc Expense of Donated Funds	0.00	0.00	0.00	0.00	0.00	0.00 %
<b>Department: 560 - County Sheriff Total:</b>	<b>2,515,834.12</b>	<b>196,064.59</b>	<b>1,003,736.60</b>	<b>21,273.83</b>	<b>1,490,823.69</b>	<b>59.26 %</b>
<b>Department: 565 - County Jail</b>						
100-565-1200 Salary Regular Employee	1,570,648.53	110,155.67	582,239.01	0.00	988,409.52	62.93 %
100-565-1300 Wages Part Time Employees	15,000.00	0.00	0.00	0.00	15,000.00	100.00 %
100-565-1400 Longevity	9,468.00	578.00	2,788.00	0.00	6,680.00	70.55 %
100-565-1600 Peace Officer Certification Pay	0.00	0.00	0.00	0.00	0.00	0.00 %
100-565-1650 Law Enforcement Taxable Travel Stipend	3,120.00	0.00	0.00	0.00	3,120.00	100.00 %
100-565-1960 Leave Time / Excess Comp Paid	130,000.00	9,282.78	58,858.60	0.00	71,141.40	54.72 %
100-565-2200 FICA Taxes	132,210.09	8,881.81	47,567.65	0.00	84,642.44	64.02 %
100-565-2300 Retirement Match	146,243.37	10,993.62	47,907.78	0.00	98,335.59	67.24 %
100-565-3100 Employee Medical Exam	6,000.00	595.00	1,000.00	125.00	4,875.00	81.25 %
100-565-3120 Inmate Clothing & Bedding	6,500.00	36.99	1,574.73	0.00	4,925.27	75.77 %
100-565-3125 Prescriptions	35,000.00	7,583.90	25,260.59	0.00	9,739.41	27.83 %
100-565-3135 Food	220,000.00	19,933.50	100,158.66	14,619.50	105,221.84	47.83 %
100-565-3150 Inmate Transport	12,000.00	0.00	288.79	0.00	11,711.21	97.59 %
100-565-3160 Inmate Medical	70,000.00	3,788.42	18,914.96	0.00	51,085.04	72.98 %
100-565-3480 Janitorial Supplies	35,000.00	2,953.83	15,572.34	3,091.84	16,335.82	46.67 %
100-565-3485 COVID-19 Expenses	0.00	0.00	0.00	0.00	0.00	0.00 %
100-565-4495 Contracted Services	3,000.00	91.03	955.15	0.00	2,044.85	68.16 %
100-565-5100 Facilities Maintenance	55,000.00	2,840.16	20,806.07	8,590.43	25,603.50	46.55 %
100-565-7002 COVID Payroll Contra	0.00	0.00	0.00	0.00	0.00	0.00 %
<b>Department: 565 - County Jail Total:</b>	<b>2,449,189.99</b>	<b>177,714.71</b>	<b>923,892.33</b>	<b>26,426.77</b>	<b>1,498,870.89</b>	<b>61.20 %</b>
<b>Department: 570 - Adult Probation</b>						
100-570-4330 Local Telephone Service	0.00	0.00	0.00	0.00	0.00	0.00 %
<b>Department: 570 - Adult Probation Total:</b>	<b>0.00</b>	<b>0.00</b>	<b>0.00</b>	<b>0.00</b>	<b>0.00</b>	<b>0.00 %</b>



Auditor's Budget Report

For Fiscal: 2021-2022 Period Ending: 02/28/2022

	Current Total Budget	Period Activity	Fiscal Activity	Encumbrances	Variance Favorable (Unfavorable)	Percent Remaining
<b>Department: 574 - Juvenile Probation Board</b>						
<u>100-574-1900</u> Salary Supplements	13,200.00	1,100.00	5,500.00	0.00	7,700.00	58.33 %
<u>100-574-2200</u> FICA Taxes	1,009.80	83.26	416.30	0.00	593.50	58.77 %
<u>100-574-2300</u> Retirement Match	858.00	100.76	411.76	0.00	446.24	52.01 %
<b>Department: 574 - Juvenile Probation Board Total</b>	<b>15,067.80</b>	<b>1,284.02</b>	<b>6,328.06</b>	<b>0.00</b>	<b>8,739.74</b>	<b>58.00 %</b>
<b>Department: 575 - Juvenile Probation</b>						
<u>100-575-3010</u> Office Supplies (Direct Supervision)	0.00	0.00	0.00	0.00	0.00	0.00 %
<u>100-575-4050</u> Juvenile Local Funds (See Fund 969)	49,000.00	0.00	0.00	0.00	49,000.00	100.00 %
<u>100-575-4190</u> Inter-County Contracts (Detention/Pre-Ad)	0.00	0.00	0.00	0.00	0.00	0.00 %
<u>100-575-4192</u> Non Secure Placement	0.00	0.00	0.00	0.00	0.00	0.00 %
<u>100-575-4495</u> External Contracts (Comm Based General)	0.00	0.00	0.00	0.00	0.00	0.00 %
<u>100-575-4502</u> Educational Expense	0.00	0.00	0.00	0.00	0.00	0.00 %
<u>100-575-4520</u> Travel & Training (Direct Supervision)	0.00	0.00	0.00	0.00	0.00	0.00 %
<b>Department: 575 - Juvenile Probation Total:</b>	<b>49,000.00</b>	<b>0.00</b>	<b>0.00</b>	<b>0.00</b>	<b>49,000.00</b>	<b>100.00 %</b>
<b>Department: 580 - DPS</b>						
<u>100-580-1200</u> Salary Regular Employee	27,400.00	2,283.34	11,416.70	0.00	15,983.30	58.33 %
<u>100-580-1400</u> Longevity	30.00	4.00	4.00	0.00	26.00	86.67 %
<u>100-580-1960</u> Leave Time / Excess Comp Paid	0.00	0.00	0.00	0.00	0.00	0.00 %
<u>100-580-2200</u> FICA Taxes	2,098.40	154.06	769.10	0.00	1,329.30	63.35 %
<u>100-580-2300</u> Retirement Match	2,321.13	209.52	855.00	0.00	1,466.13	63.16 %
<u>100-580-3380</u> Miscellaneous Expenses	2,000.00	248.02	265.79	0.00	1,734.21	86.71 %
<u>100-580-5800</u> Radar	0.00	0.00	0.00	0.00	0.00	0.00 %
<b>Department: 580 - DPS Total:</b>	<b>33,849.53</b>	<b>2,898.94</b>	<b>13,310.59</b>	<b>0.00</b>	<b>20,538.94</b>	<b>60.68 %</b>
<b>Department: 611 - Road &amp; Bridge</b>						
<u>100-611-1100</u> Salary Appointed Official	63,400.00	5,283.34	26,416.70	0.00	36,983.30	58.33 %
<u>100-611-1200</u> Salary Regular Employee	1,081,890.56	80,080.66	412,266.59	0.00	669,623.97	61.89 %
<u>100-611-1300</u> Wages Part Time Employees	0.00	0.00	0.00	0.00	0.00	0.00 %
<u>100-611-1400</u> Longevity	10,016.00	714.00	3,658.00	0.00	6,358.00	63.48 %
<u>100-611-1600</u> Employee Certification Pay	0.00	0.00	0.00	0.00	0.00	0.00 %
<u>100-611-1960</u> Leave Time / Excess Comp Paid	29,000.00	582.60	7,149.08	0.00	21,850.92	75.35 %
<u>100-611-2200</u> FICA Taxes	91,176.56	6,376.34	32,961.04	0.00	58,215.52	63.85 %
<u>100-611-2300</u> Retirement Match	100,854.39	7,938.15	33,425.70	0.00	67,428.69	66.86 %
<u>100-611-3010</u> Office Supplies	1,000.00	0.00	305.32	0.00	694.68	69.47 %
<u>100-611-3110</u> Uniforms & Accessories	14,000.00	1,601.32	7,725.87	994.80	5,279.33	37.71 %
<u>100-611-3200</u> Gasoline	90,000.00	11,369.08	72,138.52	0.00	17,861.48	19.85 %
<u>100-611-3210</u> Diesel	105,000.00	7,768.22	47,679.29	0.00	57,320.71	54.59 %
<u>100-611-3220</u> Oil, Grease & Lubricants	20,000.00	4,310.53	5,156.17	60.00	14,783.83	73.92 %
<u>100-611-3230</u> Batteries	7,500.00	125.99	516.26	0.00	6,983.74	93.12 %
<u>100-611-3240</u> Tires & Tubes	40,000.00	0.00	22,580.74	1,589.00	15,830.26	39.58 %
<u>100-611-3300</u> Culverts	30,000.00	1,506.00	3,384.86	0.00	26,615.14	88.72 %
<u>100-611-3320</u> Road Repair Funded by Donations	0.00	0.00	0.00	0.00	0.00	0.00 %
<u>100-611-3330</u> Sand & Gravel	165,500.00	0.00	0.00	0.00	165,500.00	100.00 %
<u>100-611-3340</u> Road Oil	700,000.00	0.00	0.00	0.00	700,000.00	100.00 %
<u>100-611-3350</u> Plant Mix Asphalt	309,434.05	3,361.73	36,508.08	5,100.00	267,825.97	86.55 %
<u>100-611-3360</u> Signs & Safety	10,000.00	767.92	809.23	0.00	9,190.77	91.91 %
<u>100-611-3380</u> Miscellaneous Expenses	3,000.00	106.73	962.33	418.58	1,619.09	53.97 %
<u>100-611-3390</u> Handtools	10,000.00	1,862.03	3,016.69	345.00	6,638.31	66.38 %
<u>100-611-3420</u> Vehicle Repair & Maintenance	50,000.00	1,621.52	14,229.45	2,115.61	33,654.94	67.31 %
<u>100-611-3430</u> Equipment Repair & Maintenance	90,000.00	7,082.94	17,078.90	7,443.74	65,477.36	72.75 %
<u>100-611-4495</u> Contracted Services	70,000.00	1,951.00	1,951.00	0.00	68,049.00	97.21 %
<u>100-611-4520</u> Local Travel Reimbursement	500.00	0.00	61.35	0.00	438.65	87.73 %
<u>100-611-4700</u> Equipment Lease	97,027.00	0.00	67,027.37	0.00	29,999.63	30.92 %
<u>100-611-5100</u> Facilities Improvement	35,174.68	241.59	5,109.74	29,817.14	247.80	0.70 %
<u>100-611-5600</u> Road Equipment	299,930.44	0.00	235,384.91	0.00	64,545.53	21.52 %
<u>100-611-6500</u> Interest-Equipment Lease	0.00	0.00	0.00	0.00	0.00	0.00 %
<u>100-611-7000</u> Grant Expenditures	0.00	0.00	0.00	0.00	0.00	0.00 %

Auditor's Budget Report

For Fiscal: 2021-2022 Period Ending: 02/28/2022

	Current Total Budget	Period Activity	Fiscal Activity	Encumbrances	Variance Favorable (Unfavorable)	Percent Remaining
100-611-7002 COVID Payroll Contra	0.00	0.00	0.00	0.00	0.00	0.00 %
<b>Department: 611 - Road &amp; Bridge Total:</b>	<b>3,524,403.68</b>	<b>144,651.69</b>	<b>1,057,503.19</b>	<b>47,883.87</b>	<b>2,419,016.62</b>	<b>68.64 %</b>
<b>Department: 625 - Right of Way</b>						
100-625-5050 Right of Way Acquisition	0.00	0.00	0.00	0.00	0.00	0.00 %
<b>Department: 625 - Right of Way Total:</b>	<b>0.00</b>	<b>0.00</b>	<b>0.00</b>	<b>0.00</b>	<b>0.00</b>	<b>0.00 %</b>
<b>Department: 633 - Allocations to Organizations</b>						
100-633-4630 Gladewater Library	1,000.00	0.00	0.00	0.00	1,000.00	100.00 %
100-633-4631 Northeast Texas Child Advocacy Center	0.00	0.00	0.00	0.00	0.00	0.00 %
100-633-4633 Meals on Wheels	2,100.00	0.00	0.00	0.00	2,100.00	100.00 %
100-633-4634 Sabine Valley MHMR	15,000.00	0.00	0.00	0.00	15,000.00	100.00 %
100-633-4637 CASA	10,000.00	0.00	10,000.00	0.00	0.00	0.00 %
100-633-4638 East Texas Council on Alcoholism & Drug	1,000.00	1,000.00	1,000.00	0.00	0.00	0.00 %
100-633-4639 Northeast Texas Regional Mobility Author	2,000.00	0.00	0.00	0.00	2,000.00	100.00 %
100-633-4641 Literacy Program	0.00	0.00	0.00	0.00	0.00	0.00 %
100-633-4642 County Historical Commission	2,000.00	0.00	0.00	0.00	2,000.00	100.00 %
<b>Department: 633 - Allocations to Organizations T</b>	<b>33,100.00</b>	<b>1,000.00</b>	<b>11,000.00</b>	<b>0.00</b>	<b>22,100.00</b>	<b>66.77 %</b>
<b>Department: 642 - Indigent Health</b>						
100-642-3010 Office Supplies	200.00	0.00	0.00	0.00	200.00	100.00 %
100-642-4495 Contracted Services	0.00	0.00	0.00	0.00	0.00	0.00 %
100-642-4502 Educational Expense	1,500.00	0.00	0.00	0.00	1,500.00	100.00 %
100-642-4801 Physician, Non	63,800.00	1,068.68	1,933.71	0.00	61,866.29	96.97 %
100-642-4802 Prescription Drugs	23,000.00	1,316.06	2,683.60	0.00	20,316.40	88.33 %
100-642-4803 Hospital Charges	137,500.00	196.94	196.94	0.00	137,303.06	99.86 %
<b>Department: 642 - Indigent Health Total:</b>	<b>226,000.00</b>	<b>2,581.68</b>	<b>4,814.25</b>	<b>0.00</b>	<b>221,185.75</b>	<b>97.87 %</b>
<b>Department: 650 - County Library</b>						
100-650-1100 Salary Appointed Official	39,563.92	3,297.00	16,103.65	0.00	23,460.27	59.30 %
100-650-1200 Salary Regular Employee	79,060.88	5,363.65	31,412.79	0.00	47,648.09	60.27 %
100-650-1300 Wages Part Time Employees	0.00	804.00	5,114.00	0.00	-5,114.00	0.00 %
100-650-1400 Longevity	452.00	12.00	74.00	0.00	378.00	83.63 %
100-650-1960 Leave Time / Excess Comp Paid	1.00	456.80	1,371.03	0.00	-1,370.03	137,003.00 %
100-650-2200 FICA Taxes	9,109.45	758.34	4,129.12	0.00	4,980.33	54.67 %
100-650-2300 Retirement Match	10,076.36	909.91	4,035.65	0.00	6,040.71	59.95 %
100-650-3010 Office Supplies	6,000.00	298.01	2,966.60	1,147.30	1,886.10	31.44 %
100-650-3097 Subscriptions	3,800.00	275.60	816.60	0.00	2,983.40	78.51 %
100-650-3380 Miscellaneous Expenses	1,800.00	0.00	0.00	1,781.82	18.18	1.01 %
100-650-4495 Contracted Services	5,000.00	102.48	3,107.44	307.44	1,585.12	31.70 %
100-650-4502 Educational Expense	2,438.00	0.00	1,538.73	0.00	899.27	36.89 %
100-650-4600 Assoc & Organization Dues	387.00	113.00	341.00	0.00	46.00	11.89 %
100-650-4680 Saturday Programs	2,000.00	0.00	0.00	0.00	2,000.00	100.00 %
100-650-5100 Facility Improvements	0.00	0.00	0.00	0.00	0.00	0.00 %
100-650-5475 Library Materials	40,000.00	2,312.81	28,079.54	111.65	11,808.81	29.52 %
100-650-5700 Replacement of Lost or Damaged Books	400.00	0.00	0.00	0.00	400.00	100.00 %
100-650-7000 Library Grant	0.00	0.00	0.00	0.00	0.00	0.00 %
100-650-7002 COVID Payroll Contra	0.00	0.00	0.00	0.00	0.00	0.00 %
<b>Department: 650 - County Library Total:</b>	<b>200,088.61</b>	<b>14,703.60</b>	<b>99,090.15</b>	<b>3,348.21</b>	<b>97,650.25</b>	<b>48.80 %</b>
<b>Department: 655 - Historical Commission</b>						
100-655-4495 Texas Historical Grant Expenditures	0.00	0.00	0.00	0.00	0.00	0.00 %
<b>Department: 655 - Historical Commission Total:</b>	<b>0.00</b>	<b>0.00</b>	<b>0.00</b>	<b>0.00</b>	<b>0.00</b>	<b>0.00 %</b>
<b>Department: 665 - Extension Service</b>						
100-665-1200 Salary Regular Employee	21,374.70	1,781.24	8,906.20	0.00	12,468.50	58.33 %
100-665-1960 Leave Time / Excess Comp Paid	1.00	0.00	0.00	0.00	1.00	100.00 %
100-665-2200 FICA Taxes	1,635.24	136.28	681.40	0.00	953.84	58.33 %
100-665-3010 Office Supplies	600.00	12.50	225.62	0.00	374.38	62.40 %
100-665-4502 Education & Travel	10,000.00	1,196.99	5,492.69	0.00	4,507.31	45.07 %
100-665-4600 Assoc & Organization Dues	460.00	0.00	260.00	0.00	200.00	43.48 %
<b>Department: 665 - Extension Service Total:</b>	<b>34,070.94</b>	<b>3,127.01</b>	<b>15,565.91</b>	<b>0.00</b>	<b>18,505.03</b>	<b>54.31 %</b>

Auditor's Budget Report

For Fiscal: 2021-2022 Period Ending: 02/28/2022

	Current Total Budget	Period Activity	Fiscal Activity	Encumbrances	Variance Favorable (Unfavorable)	Percent Remaining
<b>Department: 685 - Waste Disposal</b>						
<u>100-685-4495</u> Contracted Services - Free Dump Days	11,000.00	0.00	170.00	0.00	10,830.00	98.45 %
<b>Department: 685 - Waste Disposal Total:</b>	<b>11,000.00</b>	<b>0.00</b>	<b>170.00</b>	<b>0.00</b>	<b>10,830.00</b>	<b>98.45 %</b>
<b>Department: 790 - Transfers</b>						
<u>100-790-9019</u> Transfer To Fund 101 Insurance	0.00	0.00	0.00	0.00	0.00	0.00 %
<b>Department: 790 - Transfers Total:</b>	<b>0.00</b>	<b>0.00</b>	<b>0.00</b>	<b>0.00</b>	<b>0.00</b>	<b>0.00 %</b>
<b>Expense Total:</b>	<b>15,143,623.88</b>	<b>1,052,974.79</b>	<b>5,450,350.38</b>	<b>287,737.11</b>	<b>9,405,536.39</b>	<b>62.11 %</b>
<b>Fund: 100 - GENERAL FUND Surplus (Deficit):</b>	<b>-700,000.00</b>	<b>723,632.32</b>	<b>5,921,844.51</b>	<b>-287,737.11</b>	<b>6,334,107.40</b>	<b>904.87 %</b>

Auditor's Budget Report

For Fiscal: 2021-2022 Period Ending: 02/28/2022

	Current Total Budget	Period Activity	Fiscal Activity	Encumbrances	Variance Favorable (Unfavorable)	Percent Remaining
<b>Fund: 101 - INSURANCE CLAIMS</b>						
<b>Revenue</b>						
<b>RevCategory: 30 - Property Taxes</b>						
<u>101-300-3000</u> Current Taxes	2,928,248.14	448,415.68	2,514,673.54	0.00	-413,574.60	14.12 %
<u>101-300-3010</u> Penalties & Interest	48,000.00	5,460.22	22,935.47	0.00	-25,064.53	52.22 %
<b>RevCategory: 30 - Property Taxes Total:</b>	<b>2,976,248.14</b>	<b>453,875.90</b>	<b>2,537,609.01</b>	<b>0.00</b>	<b>-438,639.13</b>	<b>14.74 %</b>
<b>RevCategory: 37 - Interest</b>						
<u>101-370-3700</u> Interest - TexPool Insurance	200.00	0.00	40.40	0.00	-159.60	79.80 %
<u>101-370-3701</u> Interest	600.00	128.97	347.08	0.00	-252.92	42.15 %
<u>101-370-3702</u> Interest on Insurance Clearing acct	0.00	9.86	44.30	0.00	44.30	0.00 %
<b>RevCategory: 37 - Interest Total:</b>	<b>800.00</b>	<b>138.83</b>	<b>431.78</b>	<b>0.00</b>	<b>-368.22</b>	<b>46.03 %</b>
<b>RevCategory: 38 - Miscellaneous Revenues</b>						
<u>101-380-3809</u> TRIA/Wellness Penalty Fees	0.00	0.00	0.00	0.00	0.00	0.00 %
<u>101-380-3815</u> Emp Insurance Dependent Contributions	180,000.00	14,743.99	81,919.21	0.00	-98,080.79	54.49 %
<u>101-380-3820</u> Miscellaneous Revenue/Prior Year Refund	0.00	0.00	0.00	0.00	0.00	0.00 %
<b>RevCategory: 38 - Miscellaneous Revenues Total:</b>	<b>180,000.00</b>	<b>14,743.99</b>	<b>81,919.21</b>	<b>0.00</b>	<b>-98,080.79</b>	<b>54.49 %</b>
<b>RevCategory: 39 - Transfers In</b>						
<u>101-390-3907</u> Ins Clearing Misc Transfers	0.00	0.00	0.00	0.00	0.00	0.00 %
<u>101-390-3912</u> TRANSFER FROM FUND 100	0.00	0.00	0.00	0.00	0.00	0.00 %
<b>RevCategory: 39 - Transfers In Total:</b>	<b>0.00</b>	<b>0.00</b>	<b>0.00</b>	<b>0.00</b>	<b>0.00</b>	<b>0.00 %</b>
<b>Revenue Total:</b>	<b>3,157,048.14</b>	<b>468,758.72</b>	<b>2,619,960.00</b>	<b>0.00</b>	<b>-537,088.14</b>	<b>17.01 %</b>
<b>Expense</b>						
<b>Department: 409 - Non-Departmental</b>						
<u>101-409-2900</u> Insurance Claims	1,846,000.00	185,303.02	589,134.21	0.00	1,256,865.79	68.09 %
<u>101-409-2910</u> Prescriptions	485,042.69	35,036.42	173,604.67	0.00	311,438.02	64.21 %
<u>101-409-2930</u> Insurance Premiums	601,000.00	47,192.27	237,580.89	0.00	363,419.11	60.47 %
<u>101-409-2940</u> Health Insurance Broker Expense	50,000.00	4,166.66	20,833.30	0.00	29,166.70	58.33 %
<b>Department: 409 - Non-Departmental Total:</b>	<b>2,982,042.69</b>	<b>271,698.37</b>	<b>1,021,153.07</b>	<b>0.00</b>	<b>1,960,889.62</b>	<b>65.76 %</b>
<b>Department: 790 - Transfers</b>						
<u>101-790-9013</u> INSURANCE CLAIMS - TRANSFERS FAMILY	0.00	0.00	0.00	0.00	0.00	0.00 %
<u>101-790-9027</u> Insurance Claims - Non-budget - Transfer	0.00	0.00	0.00	0.00	0.00	0.00 %
<b>Department: 790 - Transfers Total:</b>	<b>0.00</b>	<b>0.00</b>	<b>0.00</b>	<b>0.00</b>	<b>0.00</b>	<b>0.00 %</b>
<b>Expense Total:</b>	<b>2,982,042.69</b>	<b>271,698.37</b>	<b>1,021,153.07</b>	<b>0.00</b>	<b>1,960,889.62</b>	<b>65.76 %</b>
<b>Fund: 101 - INSURANCE CLAIMS Surplus (Deficit):</b>	<b>175,005.45</b>	<b>197,060.35</b>	<b>1,598,806.93</b>	<b>0.00</b>	<b>1,423,801.48</b>	<b>-813.58 %</b>
<b>Report Surplus (Deficit):</b>	<b>-524,994.55</b>	<b>920,692.67</b>	<b>7,520,651.44</b>	<b>-287,737.11</b>	<b>7,757,908.88</b>	<b>1,477.71 %</b>

RevCategory;Department	Current Total Budget	Period Activity	Fiscal Activity	Encumbrances	Variance Favorable (Unfavorable)	Percent Remaining
<b>Fund: 100 - GENERAL FUND</b>						
<b>Revenue</b>						
30 - Property Taxes	10,318,800.00	1,323,312.13	9,363,205.23	0.00	-955,594.77	9.26 %
31 - DMV Fees	830,000.00	164,848.49	401,536.10	0.00	-428,463.90	51.62 %
32 - Other Taxes, Licenses & Permits	1,428,500.00	174,621.72	716,664.45	0.00	-711,835.55	49.83 %
33 - State & Federal Funding	199,300.00	7,450.00	115,235.41	0.00	-84,064.59	42.18 %
34 - Reimbursements	711,448.76	39,115.87	347,791.57	0.00	-363,657.19	51.12 %
35 - Fees & Fines	849,920.00	66,129.87	333,138.19	0.00	-516,781.81	60.80 %
37 - Interest	10,000.00	81.16	4,133.89	0.00	-5,866.11	58.66 %
38 - Miscellaneous Revenues	95,655.12	1,047.87	90,490.05	0.00	-5,165.07	5.40 %
39 - Transfers In	0.00	0.00	0.00	0.00	0.00	0.00 %
<b>Revenue Surplus (Deficit):</b>	<b>14,443,623.88</b>	<b>1,776,607.11</b>	<b>11,372,194.89</b>	<b>0.00</b>	<b>-3,071,428.99</b>	<b>21.26 %</b>
<b>Expense</b>						
401 - Commissioner's Court	284,628.27	23,808.98	117,599.35	0.00	167,028.92	58.68 %
403 - County Clerk	203,674.37	14,595.08	81,798.41	507.36	121,368.60	59.59 %
405 - Veterans	0.00	0.00	0.00	0.00	0.00	0.00 %
406 - Emergency Management	26,455.79	1,966.30	9,690.56	0.00	16,765.23	63.37 %
409 - Non-Departmental	936,321.85	121,946.95	307,154.95	0.00	629,166.90	67.20 %
410 - Tele Communications	83,800.00	7,056.69	34,425.10	0.00	49,374.90	58.92 %
411 - Computer	425,600.00	14,115.05	305,412.05	1,596.44	118,591.51	27.86 %
426 - County Court	128,380.51	6,294.33	35,991.73	0.00	92,388.78	71.96 %
435 - 115th District Court	632,576.58	40,401.48	200,979.72	50.00	431,546.86	68.22 %
450 - District Clerk	237,646.90	18,442.13	95,300.86	0.00	142,346.04	59.90 %
451 - Justice of the Peace #1	113,054.92	8,956.88	44,798.01	150.00	68,106.91	60.24 %
452 - Justice of the Peace #2	85,710.17	6,091.24	33,379.59	0.00	52,330.58	61.06 %
453 - Justice of the Peace #3	81,204.23	6,410.75	31,856.61	55.00	49,292.62	60.70 %
454 - Justice of the Peace #4	81,757.16	6,819.34	31,145.00	0.00	50,612.16	61.91 %
476 - District Attorney	600,589.14	47,211.97	226,747.13	199.49	373,642.52	62.21 %
490 - Elections	213,324.15	64,336.63	130,402.79	150.00	82,771.36	38.80 %
495 - County Auditor	158,625.91	12,889.44	64,139.35	0.00	94,486.56	59.57 %
497 - County Treasurer	171,521.11	13,493.12	68,326.48	1,906.40	101,288.23	59.05 %
499 - Tax Assessor	490,971.33	37,258.84	197,434.33	2,308.32	291,228.68	59.32 %
505 - Appraisal District	277,394.25	0.00	66,783.75	0.00	210,610.50	75.92 %
510 - County Buildings	484,216.74	45,048.31	167,168.11	2,849.42	314,199.21	64.89 %
551 - Constable #1	91,541.46	2,997.42	22,097.03	44,758.00	24,686.43	26.97 %
552 - Constable #2	80,441.45	2,818.64	13,693.82	44,758.00	21,989.63	27.34 %
553 - Constable #3	81,291.46	2,966.28	14,215.09	44,758.00	22,318.37	27.45 %
554 - Constable #4	81,291.46	3,022.70	14,399.48	44,758.00	22,133.98	27.23 %
560 - County Sheriff	2,515,834.12	196,064.59	1,003,736.60	21,273.83	1,490,823.69	59.26 %
565 - County Jail	2,449,189.99	177,714.71	923,892.33	26,426.77	1,498,870.89	61.20 %
570 - Adult Probation	0.00	0.00	0.00	0.00	0.00	0.00 %
574 - Juvenile Probation Board	15,067.80	1,284.02	6,328.06	0.00	8,739.74	58.00 %
575 - Juvenile Probation	49,000.00	0.00	0.00	0.00	49,000.00	100.00 %
580 - DPS	33,849.53	2,898.94	13,310.59	0.00	20,538.94	60.68 %
611 - Road & Bridge	3,524,403.68	144,651.69	1,057,503.19	47,883.87	2,419,016.62	68.64 %
625 - Right of Way	0.00	0.00	0.00	0.00	0.00	0.00 %
633 - Allocations to Organizations	33,100.00	1,000.00	11,000.00	0.00	22,100.00	66.77 %
642 - Indigent Health	226,000.00	2,581.68	4,814.25	0.00	221,185.75	97.87 %
650 - County Library	200,088.61	14,703.60	99,090.15	3,348.21	97,650.25	48.80 %
655 - Historical Commission	0.00	0.00	0.00	0.00	0.00	0.00 %
665 - Extension Service	34,070.94	3,127.01	15,565.91	0.00	18,505.03	54.31 %
685 - Waste Disposal	11,000.00	0.00	170.00	0.00	10,830.00	98.45 %
790 - Transfers	0.00	0.00	0.00	0.00	0.00	0.00 %
<b>Expense Total:</b>	<b>15,143,623.88</b>	<b>1,052,974.79</b>	<b>5,450,350.38</b>	<b>287,737.11</b>	<b>9,405,536.39</b>	<b>62.11 %</b>
<b>Fund: 100 - GENERAL FUND Surplus (Deficit):</b>	<b>-700,000.00</b>	<b>723,632.32</b>	<b>5,921,844.51</b>	<b>-287,737.11</b>	<b>6,334,107.40</b>	<b>904.87 %</b>


Auditor's Budget Report

For Fiscal: 2021-2022 Period Ending: 02/28/2022

RevCategory;Department	Current Total Budget	Period Activity	Fiscal Activity	Encumbrances	Variance Favorable (Unfavorable)	Percent Remaining
<b>Fund: 101 - INSURANCE CLAIMS</b>						
Revenue						
30 - Property Taxes	2,976,248.14	453,875.90	2,537,609.01	0.00	-438,639.13	14.74 %
37 - Interest	800.00	138.83	431.78	0.00	-368.22	46.03 %
38 - Miscellaneous Revenues	180,000.00	14,743.99	81,919.21	0.00	-98,080.79	54.49 %
39 - Transfers In	0.00	0.00	0.00	0.00	0.00	0.00 %
Revenue Surplus (Deficit):	<b>3,157,048.14</b>	<b>468,758.72</b>	<b>2,619,960.00</b>	<b>0.00</b>	<b>-537,088.14</b>	<b>17.01 %</b>
Expense						
409 - Non-Departmental	2,982,042.69	271,698.37	1,021,153.07	0.00	1,960,889.62	65.76 %
790 - Transfers	0.00	0.00	0.00	0.00	0.00	0.00 %
Expense Total:	<b>2,982,042.69</b>	<b>271,698.37</b>	<b>1,021,153.07</b>	<b>0.00</b>	<b>1,960,889.62</b>	<b>65.76 %</b>
Fund: 101 - INSURANCE CLAIMS Surplus (Deficit):	<b>175,005.45</b>	<b>197,060.35</b>	<b>1,598,806.93</b>	<b>0.00</b>	<b>1,423,801.48</b>	<b>-813.58 %</b>
Report Surplus (Deficit):	<b>-524,994.55</b>	<b>920,692.67</b>	<b>7,520,651.44</b>	<b>-287,737.11</b>	<b>7,757,908.88</b>	<b>1,477.71 %</b>

**Fund Summary**

Fund	Current Total Budget	Period Activity	Fiscal Activity	Encumbrances	Variance Favorable (Unfavorable)
100 - GENERAL FUND	-700,000.00	723,632.32	5,921,844.51	-287,737.11	6,334,107.40
101 - INSURANCE CLAIMS	175,005.45	197,060.35	1,598,806.93	0.00	1,423,801.48
<b>Report Surplus (Deficit):</b>	<b>-524,994.55</b>	<b>920,692.67</b>	<b>7,520,651.44</b>	<b>-287,737.11</b>	<b>7,757,908.88</b>



# Pooled Cash Report - Multiple Fiscals

Upshur County

For the Period Ending 3/31/2022

ACCOUNT #	ACCOUNT NAME	BEGINNING BALANCE	CURRENT ACTIVITY	CURRENT BALANCE
<b>CLAIM ON CASH</b>				
<u>100-10000</u>	Claim on Pooled Cash - General Fund	16,507,710.04	(52,360.28)	16,455,349.76
<u>102-10000</u>	Claim on Pooled Cash - Salary Fund	1,969.50	3.05	1,972.55
<u>104-10000</u>	Claim on Pooled Cash - CETRZ Fund	30,942.19	0.00	30,942.19
<u>105-10000</u>	Claim on Pooled Cash - Road Damages	2,958.50	0.00	2,958.50
<u>184-10000</u>	Claim on Pooled Cash - JP Cash Bonds	4,981.31	0.00	4,981.31
<u>200-10000</u>	Claim on Pooled Cash - Courthouse Security	52,946.15	32.15	52,978.30
<u>201-10000</u>	Claim on Pooled Cash - Co. Records Mgmt & Presrv	130,600.80	10.00	130,610.80
<u>202-10000</u>	Claim on Pooled Cash - Law Library	14,102.83	420.00	14,522.83
<u>203-10000</u>	Claim on Pooled Cash - Child Protection Fee	3,021.00	0.00	3,021.00
<u>215-10000</u>	Claim on Pooled Cash	605.00	30.00	635.00
<u>216-10000</u>	Claim on Pooled Cash	1,520.00	400.00	1,920.00
<u>220-10000</u>	Claim on Pooled Cash - Co/Dist Ct Records Preserv	102,985.81	0.00	102,985.81
<u>221-10000</u>	Claim on Pooled Cash - Co/Dist Court Technology	9,982.04	0.00	9,982.04
<u>222-10000</u>	Claim on Pooled Cash - Dist Clerk Rec Mgmt	20,529.33	(106.29)	20,423.04
<u>223-10000</u>	Claim on Pooled Cash - Dist. Clerk Rec Archive	56,407.29	0.00	56,407.29
<u>224-10000</u>	Claim on Pooled Cash - Co. Clerk Rec Mgmt	383,226.39	1,065.28	384,291.67
<u>225-10000</u>	Claim on Pooled Cash - Co. Clerk Rec Archive	64,715.22	1,614.59	66,329.81
<u>226-10000</u>	Claim on Pooled Cash - Election Contracts	65,829.46	0.00	65,829.46
<u>227-10000</u>	Claim on Pooled Cash - JP Court Technology	53,660.54	186.89	53,847.43
<u>228-10000</u>	Claim on Pooled Cash - JP Courthouse Security	25,920.27	51.59	25,971.86
<u>229-10000</u>	Claim on Pooled Cash - Judicial Education	5,823.54	10.00	5,833.54
<u>230-10000</u>	Claim on Pooled Cash -Court Initiated Guardianship	36,670.00	60.00	36,730.00
<u>231-10000</u>	Claim on Pooled Cash	1,620.00	240.00	1,860.00
<u>232-10000</u>	Claim on Pooled Cash	369.00	93.00	462.00
<u>233-10000</u>	Claim on Pooled Cash	727.48	120.00	847.48
<u>234-10000</u>	Claim on Pooled Cash	1,050.00	475.00	1,525.00
<u>240-10000</u>	Claim on Pooled Cash - Tax Office VIT Interest Fun	14,818.76	0.00	14,818.76
<u>250-10000</u>	Claim on Pooled Cash - DA Forfeiture Fund	11,002.22	0.00	11,002.22
<u>251-10000</u>	Claim on Pooled Cash - DA Pretrial Intervention	19,601.89	(717.63)	18,884.26
<u>252-10000</u>	Claim on Pooled Cash - DA LEOSE	1,728.36	0.00	1,728.36
<u>255-10000</u>	Claim on Pooled Cash - DA Art 102.007 Fees	1,042.48	0.00	1,042.48
<u>270-10000</u>	Claim on Pooled Cash - Sheriff CCP 59	26,355.09	0.00	26,355.09
<u>271-10000</u>	Claim on Pooled Cash - Sheriff Federal Forfeitures	281,221.02	0.00	281,221.02
<u>272-10000</u>	Claim on Pooled Cash - LEOSE	16,266.28	0.00	16,266.28
<u>274-10000</u>	Claim on Pooled Cash - Sheriff Project Lifesaver	5,047.64	0.00	5,047.64
<u>275-10000</u>	Claim on Pooled Cash - Union Grove IA Roads	14,167.13	0.00	14,167.13
<u>276-10000</u>	Claim on Pooled Cash - Sheriff Local Grant	1,127.09	0.00	1,127.09
<u>290-10000</u>	Claim on Pooled Cash - Constable 2 CCP 59	879.90	0.00	879.90
<u>291-10000</u>	Claim on Pooled Cash - LEOSE Constable #1	4,964.28	0.00	4,964.28
<u>292-10000</u>	Claim on Pooled Cash - LEOSE Constable #2	7,394.24	0.00	7,394.24
<u>293-10000</u>	Claim on Pooled Cash - LEOSE Constable #3	5,244.30	0.00	5,244.30
<u>294-10000</u>	Claim on Pooled Cash - LEOSE Constable #4	6,498.25	0.00	6,498.25
<u>300-10000</u>	Claim on Pooled Cash - DA Family Violence Grant	(3,366.55)	(3,566.19)	(6,932.74)
<u>301-10000</u>	Claim on Pooled Cash-TDEM CRF Grant	0.00	0.00	0.00
<u>302-10000</u>	Claim on Pooled Cash-Homeland Security Grant	0.00	0.00	0.00
<u>303-10000</u>	Claim on Pooled Cash - FEMA	19,690.98	0.00	19,690.98
<u>304-10000</u>	Claim on Pooled Cash-HAVA Grant	119.66	0.00	119.66
<u>305-10000</u>	Claim on Pooled Cash	0.00	0.00	0.00
<u>306-10000</u>	Claim on Pooled Cash - CTCL Grant	0.00	0.00	0.00
<u>308-10000</u>	Claim on Pooled Cash - Victim's Assistance Grant	(4,327.60)	(2,439.84)	(6,767.44)
<u>309-10000</u>	Claim on Pooled Cash-NIBRS Grant	(3.00)	0.00	(3.00)
<u>310-10000</u>	Claim on Pooled Cash-HAVA Security Grant	105.21	0.00	105.21
<u>320-10000</u>	Claim on Pooled Cash	0.00	0.00	0.00



ACCOUNT #	ACCOUNT NAME	BEGINNING BALANCE	CURRENT ACTIVITY	CURRENT BALANCE
321-10000	Claim on Pooled Cash	0.12	0.00	0.12
322-10000	Claim on Pooled Cash	0.00	0.00	0.00
324-10000	Claim on Pooled Cash	(12,147.80)	0.00	(12,147.80)
325-10000	Claim on Pooled Cash	1,806,011.37	(17,050.28)	1,788,961.09
400-10000	Claim on Pooled Cash	0.00	0.00	0.00
401-10000	Claim on Pooled Cash-Tax Note Series 2010	27,573.90	0.00	27,573.90
700-10000	Claim on Pooled Cash - State Fees	28,043.10	6,183.10	34,226.20
701-10000	Claim on Pooled Cash - Child Safety	1,238.14	0.00	1,238.14
702-10000	Claim on Pooled Cash - Parks & Wildlife	2,718.17	232.90	2,951.07
900-10000	Claim on Pooled Cash - CSCD Basic	131,298.93	(18,982.86)	112,316.07
901-10000	Claim on Pooled Cash - CSCD 1 Comm Svc	3,648.74	(2,709.40)	939.34
902-10000	Claim on Pooled Cash - CSCD 2 Mental Health	359.88	(604.01)	(244.13)
906-10000	Claim on Pooled Cash - CSCD 6 Sex Offender Educa	(4,747.68)	(2,267.20)	(7,014.88)
910-10000	Claim on Pooled Cash - CSCD 10 Drug Offender Cla	2,706.00	0.00	2,706.00
949-10000	Claim on Pooled Cash - CSCD Local Fees	400,932.47	0.00	400,932.47
950-10000	Claim on Pooled Cash - Juvenile Grant A	9,316.23	0.00	9,316.23
957-10000	Claim on Pooled Cash - Juvenile Probation Fees	104,688.99	0.00	104,688.99
958-10000	Claim on Pooled Cash - Juvenile Title IV-E	300,810.05	(2,063.10)	298,746.95
959-10000	Claim on Pooled Cash - Juv Grant R	0.00	0.00	0.00
960-10000	Claim on Pooled Cash - Juv Basic Supervision	2,443.24	(5,809.44)	(3,366.20)
961-10000	Claim on Pooled Cash - Juvenile Community Progra	64,225.55	(2,759.40)	61,466.15
962-10000	Claim on Pooled Cash - Juvenile Pre & Post Adjudic	(72,685.53)	0.00	(72,685.53)
963-10000	Claim on Pooled Cash - Juvenile Commitment Diver	2,996.90	0.00	2,996.90
964-10000	Claim on Pooled Cash - Juvenile Mental Health	40,831.00	0.00	40,831.00
969-10000	Claim on Pooled Cash - Juvenile Local Funding	(58,503.46)	49,000.00	(9,503.46)
<b>TOTAL CLAIM ON CASH</b>		<u>20,792,209.63</u>	<u>(51,208.37)</u>	<u>20,741,001.26</u>

**CASH IN BANK**

**Cash in Bank**

999-10100	Pooled Cash Operating	0.00	0.00	0.00
999-10101	Pooled Cash Holding	0.00	0.00	0.00
999-10105	Payroll Clearing	(1,198.61)	0.00	(1,198.61)
999-10300	Pooled Cash Operating - FNB	2,036,060.95	216,237.24	2,252,298.19
999-10301	Pooled Cash Holding - FNB	12,562,723.18	0.00	12,562,723.18
999-10305	Payroll Clearing - FNB	6,677.43	(267,445.61)	(260,768.18)
999-10307	Unclaimed Property - FNB	13,249.87	0.00	13,249.87
999-10400	Texpool Operating	6,174,696.81	0.00	6,174,696.81
<b>TOTAL: Cash in Bank</b>		<u>20,792,209.63</u>	<u>(51,208.37)</u>	<u>20,741,001.26</u>

**TOTAL CASH IN BANK**

**DUE TO OTHER FUNDS**

999-26000	Due To Other Funds	20,792,209.63	(51,208.37)	20,741,001.26
<b>TOTAL DUE TO OTHER FUNDS</b>		<u>20,792,209.63</u>	<u>(51,208.37)</u>	<u>20,741,001.26</u>

Claim on Cash	20,741,001.26	Claim on Cash	20,741,001.26	Cash in Bank	20,741,001.26
Cash in Bank	20,741,001.26	Due To Other Funds	20,741,001.26	Due To Other Funds	20,741,001.26
Difference	<u>0.00</u>	Difference	<u>0.00</u>	Difference	<u>0.00</u>